

FORM 603

Corporations Act 2001

Section 671B

Notice of initial substantial holder**To: Company Name/Scheme: PROGRAMMED MAINTENANCE SERVICES LIMITED**ACN/ARSN: **054 742 264****1. Details of substantial holder**

Name: Commonwealth Bank of Australia ACN 123 123 124 (CBA) and its related bodies corporate listed in annexure A

The holder became a substantial holder on: **26/10/2016****2. Details of voting power**

The total number of votes attached to all the voting shares in the company or voting interests in the scheme that the substantial holder or an associate had a relevant interest in on the date the substantial holder became a substantial holder are as follows.

Class of securities	Number of securities	Person's votes	Voting power (%)
Fully Paid ordinary shares	12,735,710	12,735,710	4.94

For the Securities (if any) listed below see NOTE 1 at the end of this form

Class of securities	Number of securities	Person's votes	Voting power (%)
Fully Paid ordinary shares	224,652	224,652	0.08

Class of securities	Number of securities	Person's votes	Voting power (%)
GRAND TOTAL Fully paid ordinary shares	12,960,362	12,960,362	5.03

3. Details of relevant interests

The nature of the relevant interest the substantial holder or an associate had in the following voting securities on the date the substantial holder became a substantial holder are as follows:

Holder of relevant interest	Nature of relevant interest	Class and number of securities
Avanteos Investments Limited ACN 096 259 979	<p>Relevant interest under paragraph 608(1)(a), 608(1)(b) and 608(1)(c) of the Corporations Act 2001 (Cth), being a relevant interest arising as a result of being the registered holder of the relevant securities in its capacity as a superannuation trustee. In addition, if any OTC derivatives, warrants or other securities (other than ordinary shares or ordinary units (as applicable)) are referred to below in this row, the relevant interest in respect of those securities arises under subsection 608(8) being an accelerated relevant interest held in the same capacity.</p> <p>Nature of relevant interest derived from; ordinary shares 49,936</p>	<p>49,936 Fully paid ordinary shares</p>
Colonial First State Investments Limited (Note 1) ACN 002 348 352	<p>Relevant interest under paragraph 608(1)(b) and/or 608(1)(c) of the Corporations Act 2001 (Cth), being a relevant interest arising from having the residual power to control the exercise of the right to vote attached to securities and/or to control the exercise of the power to dispose of securities in its capacity as a responsible entity of a managed investment scheme (which managed investment scheme is not managed by either Colonial First State Investments Limited or a related body corporate). In addition, if any OTC derivatives, warrants or other securities (other than ordinary shares or ordinary units (as applicable)) are referred to below in this row, the relevant interest in respect of those securities arises under subsection 608(8) being a residual accelerated relevant interest held in the same capacity. Colonial First State Investments Limited has authorised the manager of each such managed investment scheme to exercise the powers referred to in paragraph 608(1)(b) and/or 608(1)(c) of the Corporations Act 2001 (Cth) in relation to those securities managed by the manager to the exclusion of Colonial First State Investments Limited except for provisions allowing Colonial First State Investments Limited to terminate the agreement with the manager or to exercise those powers where the agreement is terminated.</p> <p>Nature of relevant interest derived from; ordinary shares 224,652</p>	<p>224,652 Fully paid ordinary shares (including 199,411 borrowed from UBS AG (Agreement 2), see Annexure C)</p>
Commonwealth Bank Officers Superannuation Corporation Pty Limited ACN 074 519 798	<p>Relevant interest under paragraph 608(1)(b) and/or 608(1)(c) of the Corporations Act 2001 (Cth), being a relevant interest arising from having the power to control the exercise of the right to vote attached to securities and/or to control the exercise of the power to dispose of securities in its capacity as trustee for the Officers' Superannuation Fund. In addition, if any OTC derivatives, warrants or other securities (other than</p>	<p>55,932 Fully paid ordinary shares</p>

	<p>ordinary shares or ordinary units (as applicable)) are referred to below in this row, the relevant interest in respect of those securities arises under subsection 608(8) being an accelerated relevant interest held in the same capacity.</p> <p>Nature of relevant interest derived from; ordinary shares 55,932</p>	
Realindex Investments Pty Limited ACN 133 312 017	<p>Relevant interest under paragraph 608(1)(b) and/or 608(1)(c) of the Corporations Act 2001 (Cth), being a relevant interest arising from having the power to control the exercise of the right to vote attached to securities and/or to control the exercise of the power to dispose of securities in its capacity as investment manager, as provided for under its investment mandates. In addition, if any OTC derivatives, warrants or other securities (other than ordinary shares or ordinary units (as applicable)) are referred to below in this row, the relevant interest in respect of those securities arises under subsection 608(8) being an accelerated relevant interest held in the same capacity.</p> <p>Nature of relevant interest derived from; ordinary shares 5,323,348</p>	<p>5,323,348 Fully paid ordinary shares</p>
Colonial First State Asset Management (Australia) Limited ACN 114 194 311	<p>Relevant interest under paragraph 608(1)(b) and/or 608(1)(c) of the Corporations Act 2001 (Cth), being a relevant interest arising from having the power to control the exercise of the right to vote attached to securities and/or to control the exercise of the power to dispose of securities in its capacity as investment manager (as provided for under its investment mandates). In addition, if any OTC derivatives, warrants or other securities (other than ordinary shares or ordinary units (as applicable)) are referred to below in this row, the relevant interest in respect of those securities arises under subsection 608(8) being an accelerated relevant interest held in the same capacity.</p> <p>Nature of relevant interest derived from; ordinary shares 7,306,494</p>	<p>7,306,494 Fully paid ordinary shares</p>
Colonial First State Investments Limited ACN 002 348 352	<p>Relevant interest under paragraph 608(1)(b) and/or 608(1)(c) of the Corporations Act 2001 (Cth), being a relevant interest arising from having the power to control the exercise of the right to vote attached to securities and/or to control the exercise of the power to dispose of securities in its capacity as a responsible entity of a managed investment scheme (which managed investment scheme is managed by Colonial First Statement Investments Limited or a related body corporate). In addition, if any OTC derivatives, warrants or other securities (other than ordinary shares or ordinary units (as applicable)) are referred to below in this row, the relevant interest in respect of those securities arises under subsection 608(8) being an accelerated relevant interest held in the same capacity.</p> <p>Nature of relevant interest derived from;</p>	<p>9,344,499 Fully paid ordinary shares (including 199,411 borrowed from UBS AG (Agreement 2), see Annexure C)</p>

	ordinary shares 9,344,499	
Commonwealth Bank Officers Superannuation Corporation Pty Limited ACN 074 519 798	<p>Relevant interest under paragraph 608(1)(b) and/or 608(1)(c) of the Corporations Act 2001 (Cth), being a relevant interest arising from having the power to control the exercise of the right to vote attached to securities and/or to control the exercise of the power to dispose of securities in its capacity as trustee for the Officers' Superannuation Fund. In addition, if any OTC derivatives, warrants or other securities (other than ordinary shares or ordinary units (as applicable)) are referred to below in this row, the relevant interest in respect of those securities arises under subsection 608(8) being an accelerated relevant interest held in the same capacity.</p> <p>Nature of relevant interest derived from; ordinary shares 327,079</p>	<p>327,079 Fully paid ordinary shares</p>
Colonial First State Investments Limited ACN 002 348 352	<p>Relevant interest under paragraph 608(1)(b) and/or 608(1)(c) of the Corporations Act 2001 (Cth), being a relevant interest arising from having the power to control the exercise of the right to vote attached to securities and/or to control the exercise of the power to dispose of securities in its capacity as a responsible entity of a managed investment scheme (which managed investment scheme is managed by Colonial First Statement Investments Limited or a related body corporate). In addition, if any OTC derivatives, warrants or other securities (other than ordinary shares or ordinary units (as applicable)) are referred to below in this row, the relevant interest in respect of those securities arises under subsection 608(8) being an accelerated relevant interest held in the same capacity.</p> <p>Nature of relevant interest derived from; ordinary shares 1,652,064</p>	<p>1,652,064 Fully paid ordinary shares</p>
Realindex Investments Pty Limited ACN 133 312 017	<p>Relevant interest under paragraph 608(1)(b) and/or 608(1)(c) of the Corporations Act 2001 (Cth), being a relevant interest arising from having the power to control the exercise of the right to vote attached to securities and/or to control the exercise of the power to dispose of securities in its capacity as investment manager, as provided for under its investment mandates. In addition, if any OTC derivatives, warrants or other securities (other than ordinary shares or ordinary units (as applicable)) are referred to below in this row, the relevant interest in respect of those securities arises under subsection 608(8) being an accelerated relevant interest held in the same capacity.</p> <p>Nature of relevant interest derived from; ordinary shares 5,231,386</p>	<p>5,231,386 Fully paid ordinary shares</p>
Colonial First State Asset Management (Australia) Limited ACN 114 194 311	<p>Relevant interest under paragraph 608(1)(b) and/or 608(1)(c) of the Corporations Act 2001 (Cth), being a relevant interest arising from having the power to control the exercise of the right to vote attached to securities</p>	<p>5,475,245 Fully paid ordinary shares</p>

	<p>and/or to control the exercise of the power to dispose of securities in its capacity as investment manager (as provided for under its investment mandates). In addition, if any OTC derivatives, warrants or other securities (other than ordinary shares or ordinary units (as applicable)) are referred to below in this row, the relevant interest in respect of those securities arises under subsection 608(8) being an accelerated relevant interest held in the same capacity.</p> <p>Nature of relevant interest derived from; ordinary shares 5,475,245</p>	
--	---	--

4. Details of present registered holders

The persons registered as holders of the securities referred to in paragraph 3 above are as follows

Holder of relevant interest	Registered holder of securities	Person entitled to be registered as holder	Class and number of securities
Avanteos Investments Limited ACN 096 259 979	Avanteos Investments Limited		49,936 Fully paid ordinary shares
Colonial First State Investments Limited (Note 1) ACN 002 348 352	UBS Nominees Pty Ltd		199,411 Fully paid ordinary shares
Colonial First State Investments Limited (Note 1) ACN 002 348 352	Citibank N A Hong Kong		25,241 Fully paid ordinary shares
Commonwealth Bank Officers Superannuation Corporation Pty Limited ACN 074 519 798	Citicorp Nominees Pty Limited (Australia)		55,932 Fully paid ordinary shares
Realindex Investments Pty Limited ACN 133 312 017	National Bank Nominees Pty Limited		185,226 Fully paid ordinary shares
Realindex Investments Pty Limited ACN 133 312 017	Citibank N A Hong Kong		5,138,122 Fully paid ordinary shares
Colonial First State Asset Management (Australia) Limited ACN 114 194 311	Citicorp Nominees Pty Limited (Australia)		3,719,525 Fully paid ordinary shares
Colonial First State Asset Management (Australia) Limited ACN 114 194 311	State Street Global Advisors (Australia) Limited		806,458 Fully paid ordinary shares
Colonial First State Asset Management (Australia) Limited ACN 114 194 311	Northern Trust Company		730,533 Fully paid ordinary shares
Colonial First State Asset Management (Australia) Limited ACN 114 194 311	Citibank N A Hong Kong		2,049,978 Fully paid ordinary shares

5. Consideration

The consideration paid for each relevant interest referred to in paragraph 3 above, and acquired in the four months prior to the day that the substantial holder became a substantial holder is as follows:

Holder of relevant interest	Date of acquisition	Consideration-Cash	Consideration-Non-Cash	Class and number of securities
See annexure B to this notice				

6. Associates

The reasons the persons named in paragraph 3 above are associates of the substantial holder are as follows:

Name and ACN/ARSN (if applicable)	Nature of association
ASB Group Investments Limited Company Number 533945	An indirect wholly-owned subsidiary, and therefore related body corporate, of Commonwealth Bank of Australia
Commonwealth Bank Officers Superannuation Corporation Pty Limited ACN 074 519 798	A direct wholly-owned subsidiary, and therefore related body corporate, of Commonwealth Bank of Australia
Colonial First State Asset Management (Australia) Limited ACN 114 194 311	An indirect wholly-owned subsidiary, and therefore related body corporate, of Commonwealth Bank of Australia
Colonial First State Investments Limited ACN 002 348 352	An indirect wholly-owned subsidiary, and therefore related body corporate, of Commonwealth Bank of Australia
Avanteos Investments Limited ACN 096 259 979	An indirect wholly-owned subsidiary, and therefore related body corporate, of Commonwealth Bank of Australia
Realindex Investments Pty Limited ACN 133 312 017	An indirect wholly-owned subsidiary, and therefore related body corporate, of Commonwealth Bank of Australia
Sovereign Services Limited ACN 969417	An indirect wholly-owned subsidiary, and therefore related body corporate, of Commonwealth Bank of Australia
CBA Markets Limited ACN 003 485 952	An indirect wholly-owned subsidiary, and therefore related body corporate, of Commonwealth Bank of Australia
The Colonial Mutual Life Assurance Society Limited ACN 004 021 809	An indirect wholly-owned subsidiary, and therefore related body corporate, of Commonwealth Bank of Australia

7. Addresses

The addresses of persons named in this form are as follows:

Name	Address
ASB Group Investments Limited Company Number 533945	Level 2, ASB North Wharf, 12 Jellicoe Street, Auckland, 1010 , New Zealand
Commonwealth Bank Officers Superannuation Corporation Pty Limited ACN 074 519 798	Level 11 Tower 1, 201 Sussex St Sydney NSW 2001
Colonial First State Asset Management (Australia) Limited ACN 114 194 311	Ground Floor Tower 1, 201 Sussex Street, Sydney, NSW, 2000, Australia
Colonial First State Investments Limited ACN 002 348 352	Ground Floor Tower 1, 201 Sussex Street, Sydney, NSW, 2000, Australia
Avanteos Investments Limited ACN 096 259 979	Ground Floor Tower 1, 201 Sussex Street, Sydney, NSW, 2000, Australia
Realindex Investments Pty Limited ACN 133 312 017	Ground Floor Tower 1, 201 Sussex Street, Sydney, NSW, 2000, Australia
Sovereign Services Limited ACN 969417	Level 2, ASB North Wharf, 12 Jellicoe Street, Auckland, 1010 , New Zealand
CBA Markets Limited ACN 003 485 952	Ground Floor Tower 1, 201 Sussex Street, Sydney, NSW, 2000, Australia
The Colonial Mutual Life Assurance Society Limited ACN 004 021 809	Ground Floor Tower 1, 201 Sussex Street, Sydney, NSW, 2000, Australia

8. Signature

NOTE 1--(This note is relevant to section 2,3,4 and 5)

The relevant interests in these securities:

- a) are/were held by Colonial First State Investments Limited (CFS) as responsible entity of the specified registered managed investment schemes and relate(d) to holdings in connection with the Colonial First State First Choice product range. Decisions to buy/sell those securities and exercise voting rights in relation to those securities are made by managers to whom CFS has outsourced those functions. By instrument dated 29 October 2001 the Australian Securities and Investments Commission ("ASIC") has granted certain relief to CFS and its related bodies corporate for these holdings from the applicable provisions of Chapter 6 of the Corporations Act in relation to the acquisition of or increase in voting power of such securities (the Manager Relief). These managers are not associates of, other than by virtue of an agreement in accordance with the terms of the Manager Relief, the Commonwealth Bank of Australia group; or
- b) are/were held by or for the benefit of specified index funds where the funds have an objective of maintaining a portfolio tracking error less than 0.5% per annum. ASIC has granted certain relief to CFS and its related bodies corporate for these holdings from the applicable provisions of Chapter 6 of the Corporations Act in relation to the acquisition of or increase in voting power of such securities.




Dated the 27 day of October 2016

Carla Collingwood-Company Secretary

Annexure A

This is annexure A referred to in Form 603, Notice of initial substantial holder dated 26/10/2016



Carla Collingwood

Company Secretary

Dated the 27 October 2016

SCHEDULE


AEGIS CORRECTIONAL PARTNERSHIP PTY LTD
AEGIS LIMITED
AHL HOLDINGS PTY LIMITED
ALTONA V6 PTY LIMITED
ASB BANK LIMITED
ASB CAPITAL LIMITED (NZX-ASBPA)
ASB CAPITAL NO.2 LIMITED (NZX-ASBPB)
ASB FINANCE LIMITED
ASB FUNDING LIMITED
ASB GROUP (LIFE) LIMITED
ASB GROUP INVESTMENTS LIMITED
ASB HOLDINGS LIMITED
ASB MANAGEMENT SERVICES LIMITED
ASB NOMINEES LIMITED
ASB SECURITIES LIMITED
ASKLEPIOS LIMITED
ASPIRE SCHOOLS FINANCING (QLD) PTY LIMITED
ASPIRE SCHOOLS HOLDINGS (QLD) PTY LIMITED
AUSIEX NOMINEES PTY LIMITED
AUSTRALIAN INVESTMENT EXCHANGE LIMITED
AVANTEOS INVESTMENTS LIMITED
AVANTEOS PTY LTD
BANK OF HANGZHOU CO. LTD
BANKWEST FOUNDATION LIMITED
BDELTA VESSEL NO 1 PTY LTD
BDELTA VESSEL NO 2 PTY LTD
BDELTA VESSEL NO 3 PTY LTD
BDELTA VESSEL NO 4 PTY LTD
BOCOMMLIFE INSURANCE COMPANY LIMITED
BOND INVESTMENTS NO 1 LIMITED
BOND INVESTMENTS UK LIMITED
BW FINANCIAL ADVICE LIMITED
BW SECURITISATION MANAGEMENT PTY LTD
BWA GROUP SERVICES PTY LTD
BWA INTELLECTUAL PROPERTY HOLDINGS LIMITED
CAPITAL 121 PTY LIMITED
CARDS NZ LIMITED
CBA (EUROPE) FINANCE LTD (IN LIQUIDATION)
CBA A319 4624 PTY LIMITED
CBA A319 4635 PTY LIMITED
CBA A320 4077 PTY LTD
CBA A320 4948 PTY LIMITED
CBA A320 5156 PTY LIMITED
CBA A320 5249 PTY LTD
CBA A320 5289 PTY LTD
CBA A320 5638 PTY LTD
CBA A320 6749 PTY LIMITED
CBA A320 AIRCRAFT NO1 PTY LTD
CBA A330 1427 Pty Ltd
CBA A330 1453 PTY LIMITED
CBA AIR A320 2714 PTY LIMITED
CBA AIR PTY LTD
CBA ASSET FINANCE (NZ) LIMITED
CBA ASSET HOLDINGS (NZ) LIMITED
CBA B377 37091 PTY LTD
CBA B738 39822 PTY LIMITED
CBA B773 60333 PTY LIMITED
CBA CAPITAL AUSTRALIA PTY LIMITED
CBA CAPITAL HOLDINGS INC.
CBA CAPITAL TRUST I
CBA CAPITAL TRUST II
CBA CORPORATE SERVICES (NSW) PTY LIMITED
CBA CORPORATE SERVICES (VIC) PTY LIMITED
CBA EUROPE LIMITED
CBA FUNDING (NZ) LIMITED
CBA FUNDING HOLDINGS PTY LTD
CBA FUNDING TRUST I
CBA INTERNATIONAL FINANCE PTY. LIMITED
CBA INTERNATIONAL FINANCIAL SERVICES LIMITED (formerly known as COMMBANK MANAGEMENT CONSULTING (ASIA) COMPANY LIMITED)
CBA INVESTMENTS (NO.4) LIMITED
CBA MARKETS LIMITED
CBA MTE RAIL COMPANY PTY LIMITED
CBA NZ HOLDING LIMITED
CBA RAIL & TRAM COMPANY PTY LIMITED
CBA ROLLING STOCK COMPANY NO.1 PTY LIMITED
CBA SA HOLDINGS PROPRIETARY LIMITED
CBA SERVICES SINGAPORE PTE LTD
CBA SPECIALISED FINANCING PTY LIMITED
CBA STAFF COMMUNITY FUND LIMITED
CBA USD FUNDING LIMITED
CBA USD INVESTMENTS PTY LIMITED
CBFC LEASING PTY. LIMITED
CBFC LIMITED
CFS Newham Limited
CFSPA I EUROPE CO LIMITED (formerly known as CFSPA I MALTA CO LIMITED)
CFSPA I EUROPE HOLDCO LIMITED (formerly known as CFSPA I MALTA HOLDCO LIMITED)
CHRISTMAS BREAK PTY LTD

CHULLORA EQUITY INVESTMENT (NO 1) PTY LIMITED
 CHULLORA EQUITY INVESTMENT (NO 2) PTY LIMITED
 CHULLORA EQUITY INVESTMENT (NO 3) PTY LIMITED
 CIPL ARARAT PTY LTD
 CIPL SA SCHOOLS PTY LTD
 CISL (NO.1) PTY LIMITED
 CM-SOMERTON PTY. LTD.
 CMG ASIA LIFE HOLDINGS LIMITED
 CMG ASIA PTY LTD
 COLLATERAL LEASING PTY LTD
 Colonial (UK) Trustees Limited
 COLONIAL FIRST STATE ASSET MANAGEMENT (AUSTRALIA) LIMITED
 COLONIAL FIRST STATE GROUP LIMITED
 COLONIAL FIRST STATE INFRASTRUCTURE HOLDINGS LIMITED
 COLONIAL FIRST STATE INFRASTRUCTURE MANAGERS (AUSTRALIA) PTY LTD
 Colonial First State Investment Managers (UK) Limited
 COLONIAL FIRST STATE INVESTMENTS LIMITED
 COLONIAL FIRST STATE MANAGED INFRASTRUCTURE LIMITED
 COLONIAL HOLDING COMPANY LIMITED
 COLONIAL MUTUAL SUPERANNUATION PTY. LTD.
 COLONIAL SERVICES PTY LIMITED
 COMMBANK EUROPE LIMITED
 COMMBANK MANAGEMENT CONSULTING (SHANGHAI) COMPANY LIMITED
 COMMFOUNDATION PTY LIMITED
 COMMONWEALTH AUSTRALIA SECURITIES LLC
 COMMONWEALTH BANK OF AUSTRALIA
 COMMONWEALTH BANK OF AUSTRALIA (CHENG'AN) COUNTY BANK CO. LTD.
 COMMONWEALTH BANK OF AUSTRALIA (CIXIAN) COUNTY BANK CO. LTD
 COMMONWEALTH BANK OF AUSTRALIA (DENG FENG) COUNTY BANK CO. LTD
 COMMONWEALTH BANK OF AUSTRALIA (HANDANXIAN) COUNTY BANK CO. LTD.
 COMMONWEALTH BANK OF AUSTRALIA (JIYUAN) COUNTY BANK CO. LTD
 COMMONWEALTH BANK OF AUSTRALIA (LANKAO) COUNTY BANK CO. LTD
 COMMONWEALTH BANK OF AUSTRALIA (LUANCHENG) COUNTY BANK CO. LTD
 COMMONWEALTH BANK OF AUSTRALIA (MIANCHI) COUNTY BANK CO. LTD
 COMMONWEALTH BANK OF AUSTRALIA (SHEXIAN) COUNTY BANK CO. LTD
 COMMONWEALTH BANK OF AUSTRALIA (UK) STAFF BENEFITS SCHEME TRUSTEE COMPANY LIMITED
 COMMONWEALTH BANK OF AUSTRALIA (WEIXIAN) COUNTY BANK CO. LTD.
 COMMONWEALTH BANK OF AUSTRALIA (WENXIAN) COUNTY BANK CO. LTD
 COMMONWEALTH BANK OF AUSTRALIA (XINJI) COUNTY BANK CO. LTD
 COMMONWEALTH BANK OF AUSTRALIA (YICHUAN) COUNTY BANK CO. LTD
 COMMONWEALTH BANK OF AUSTRALIA (YONGCHENG) COUNTY BANK CO. LTD
 COMMONWEALTH BANK OF AUSTRALIA (YONGNIAN) COUNTY BANK CO. LTD
 COMMONWEALTH BANK OFFICERS SUPERANNUATION CORPORATION PTY LIMITED
 Commonwealth Custodial Services Pty Ltd
 COMMONWEALTH DEVELOPMENT BANK OF AUSTRALIA PTY LIMITED
 COMMONWEALTH FINANCIAL PLANNING LIMITED
 COMMONWEALTH INSURANCE HOLDINGS LIMITED
 COMMONWEALTH INSURANCE LIMITED
 COMMONWEALTH INVESTMENTS PTY LIMITED
 COMMONWEALTH PRIVATE LIMITED
 COMMONWEALTH SECURITIES LIMITED
 COMMWEALTH INTERNATIONAL HOLDINGS PTY LIMITED
 COMSEC NOMINEES PTY LIMITED
 CORE EQUITY SERVICES NOMINEES PTY LIMITED
 COUNT FINANCIAL LIMITED
 CRYSTAL AVENUE PTY LIMITED
 CTB AUSTRALIA LIMITED
 ELLAS CONTAINER SHIP COMPANY 1 PTY LIMITED
 ELLAS CONTAINER SHIP COMPANY 2 PTY LIMITED
 EMERALD HOLDING COMPANY PTY LIMITED
 EQUIGROUP HOLDINGS PTY LIMITED
 FINANCIAL WISDOM LIMITED
 FINCONNECT (AUSTRALIA) PTY LTD
 FIRST STATE CINDA FUND MANAGEMENT COMPANY LIMITED
 First State European Diversified Infrastructure Sarl
 First State Funds Plc
 First State Global Umbrella Fund Public Limited Company
 FIRST STATE INFRASTRUCTURE MANAGERS (INTERNATIONAL) LIMITED
 First State Investment Management (UK) Limited
 FIRST STATE INVESTMENT MANAGERS (ASIA) LIMITED
 First State Investment Services (UK) Limited
 FIRST STATE INVESTMENTS (HONG KONG) LIMITED
 FIRST STATE INVESTMENTS (JAPAN) LIMITED
 FIRST STATE INVESTMENTS (NZ) LIMITED
 FIRST STATE INVESTMENTS (SINGAPORE)
 First State Investments (UK Holdings) Limited
 First State Investments (UK) Limited
 FIRST STATE INVESTMENTS (US) LLC
 First State Investments Fund Management Sarl
 First State Investments GIP Management Sarl
 FIRST STATE INVESTMENTS HOLDINGS (SINGAPORE) LIMITED
 First State Investments ICVC
 First State Investments International Inc
 First State Investments International Limited
 FIRST STATE NOMINEES (HONG KONG) LIMITED
 FSIB LTD (formerly known as FIRST STATE INVESTMENTS (BERMUDA) LIMITED)
 FSIC Limited (formerly known as First State

Investments (Cayman) Limited
 GT USD FUNDING PTY LIMITED
 HAZELWOOD INVESTMENT COMPANY PTY LIMITED
 HOMEPAATH PTY LIMITED
 INVERLOCH LEASING PTY LIMITED
 INVESTMENT CUSTODIAL SERVICES LIMITED
 INVESTORWEB.COM. PTY LIMITED
 IWL BROKING SOLUTIONS PTY LIMITED
 IWL PTY LIMITED
 JACQUES MARTIN ADMINISTRATION AND CONSULTING PTY LTD
 JACQUES MARTIN PTY. LTD.
 LOFT NO 1 PTY LIMITED
 LOFT NO 2 PTY LIMITED
 LOFT NO.3 PTY LIMITED
 MIS FUNDING NO.1 PTY LIMITED
 MORTGAGE HOLDING TRUST COMPANY LIMITED
 MTE DEBT VEHICLE PTY LTD
 MTE LESSOR 1 PTY LTD
 MTE LESSOR 2 PTY LTD
 MTE LESSOR 3 PTY LTD
 MTE LESSOR 4 PTY LTD
 MTE LESSOR 5 PTY LTD
 MTE NOMINEE PARTNER PTY LTD
 NETSHARE NOMINEES PTY LTD
 NEWPORT LIMITED
 NEWSHELF 1314 (PTY) LTD
 NEWSHELF 1315 (PTY) LTD
 NIMITZ NOMINEES PTY LIMITED
 ORE & OVERBURDEN PTY LIMITED
 PREFERRED CAPITAL PTY LIMITED
 PREMIUM ALTERNATIVE INVESTMENTS PTY LIMITED
 PREMIUM CUSTODY SERVICES PTY LTD
 PREMIUM PLANTATIONS PTY LIMITED
 PREMIUM PLANTATIONS SERVICES PTY LTD
 PT BANK COMMONWEALTH
 PT COMMONWEALTH LIFE
 PT FIRST STATE INVESTMENTS INDONESIA QILU BANK CO. LTD.
 REALINDEX INVESTMENTS PTY LIMITED
 RELIANCE ACHIEVER PTY LIMITED
 RESIDENTIAL MORTGAGE GROUP PTY LTD
 ROCK & RUBBLE (DEBT VEHICLE) PTY LIMITED
 ROCK & RUBBLE (EXISTING) PTY LIMITED
 ROCK & RUBBLE (NEW) PTY LIMITED
 SAF MINING NO.2 PTY LIMITED
 SAF Mining No1 Pty Limited
 SAFE NO1 PTY LTD
 SAFE NO19 PTY LIMITED
 SAFE NO2 PTY LTD
 SAFE NO20 PTY LIMITED
 SAFE NO3 PTY LTD
 SAFE NO4 PTY LIMITED
 SAFE NO9 PTY LIMITED
 SAFE USD HOLDINGS PTY LTD
 SBN NOMINEES PTY. LIMITED
 SECURITISATION ADVISORY SERVICES PTY. LIMITED
 SECURITISATION MANAGEMENT SERVICES LIMITED
 SECURITY HOLDING INVESTMENT ENTITY LINKING DEALS LIMITED
 SENBARY PTY LIMITED
 SHARE DIRECT NOMINEES PTY LIMITED
 SHARE INVESTMENTS PTY LIMITED
 SI Holdings Limited
 SIF RAILWAY NO.1 PTY LIMITED (IN LIQUIDATION)
 SIF RAILWAY NO.2 PTY LIMITED (IN LIQUIDATION)
 SOVEREIGN ASSURANCE COMPANY LIMITED
 SOVEREIGN SERVICES LIMITED
 SOVEREIGN SUPERANNUATION FUNDS LIMITED
 SOVEREIGN SUPERANNUATION TRUSTEES LIMITED
 ST ANDREW'S AUSTRALIA PTY LTD
 STATE NOMINEES LTD
 SWAN SECURITISATION FINANCE PTY LIMITED (IN LIQUIDATION)
 SWAN SECURITISATION INVESTMENTS PTY LTD (IN LIQUIDATION)
 T.W. CUSTODIANS LIMITED
 TANKSTREAM RAIL (BY - 1) PTY LIMITED
 TANKSTREAM RAIL (BY - 2) PTY LIMITED
 TANKSTREAM RAIL (BY - 3) PTY LIMITED
 TANKSTREAM RAIL (BY - 4) PTY LIMITED
 TANKSTREAM RAIL (SW - 1) PTY LIMITED
 TANKSTREAM RAIL (SW - 2) PTY LIMITED
 TANKSTREAM RAIL (SW - 3) PTY LIMITED
 TANKSTREAM RAIL (SW - 4) PTY LIMITED
 TANKSTREAM RAIL (VICTORIA) PTY LIMITED
 THE COLONIAL MUTUAL LIFE ASSURANCE SOCIETY LIMITED
 TOTAL KEEN INVESTMENT LIMITED
 TYME CAPITAL PROPRIETARY LIMITED
 TYME INFIELD PROPRIETARY LIMITED (formerly know as EDGE FIELD MARKETING PROPRIETARY LTD)
 TYME INTELLECTUAL PROPERTIES PROPRIETARY LIMITED
 TYME INVESTMENTS PROPRIETARY LIMITED
 TYME TECHNICAL SOLUTIONS PROPRIETARY LIMITED
 VATOSCAN PROPRIETARY LIMITED
 VH-VZF PTY LTD
 VH-VZG PTY LTD
 VH-VZH PTY LTD
 VIETNAM INTERNATIONAL BANK (VIETNAM INTERNATIONAL COMMERCIAL JOINT STOCK BANK)
 VIPRO PTY LIMITED
 WESTSIDE PROPERTIES LIMITED

Annexure B

This is annexure B referred to in Form 603, Notice of initial substantial holder dated **26/10/2016**



Carla Collingwood Company Secretary Dated the 27 October 2016

Commonwealth Bank Officers Superannuation Corporation Pty Limited ACN 074 519 798

Holder of relevant interest	Date of acquisition	Consideration Cash	Consideration Non-Cash	Class and number of securities
Commonwealth Bank Officers Superannuation Corporation Pty Limited ACN 074 519 798	Tuesday, 26 July 2016	2,713.40		1,664 Ordinary shares

Colonial First State Asset Management (Australia) Limited ACN 114 194 311

Holder of relevant interest	Date of acquisition	Consideration Cash	Consideration Non-Cash	Class and number of securities
Colonial First State Asset Management (Australia) Limited ACN 114 194 311	Wednesday, 28 September 2016	77,019.69		41,187 Ordinary shares
Colonial First State Asset Management (Australia) Limited ACN 114 194 311	Wednesday, 28 September 2016	39,617.99		20,993 Ordinary shares
Colonial First State Asset Management (Australia) Limited ACN 114 194 311	Thursday, 29 September 2016	95,207.49		59,609 Ordinary shares
Colonial First State Asset Management (Australia) Limited ACN 114 194 311	Friday, 30 September 2016	354,417.33		220,012 Ordinary shares
Colonial First State Asset Management (Australia) Limited ACN 114 194 311	Monday, 3 October 2016	206,339.31		125,717 Ordinary shares
Colonial First State Asset Management (Australia) Limited ACN 114 194 311	Tuesday, 4 October 2016	90,911.67		55,108 Ordinary shares
Colonial First State Asset Management	Wednesday, 5 October	294,543.93		183,083 Ordinary shares

(Australia) Limited ACN 114 194 311	2016			
Colonial First State Asset Management (Australia) Limited ACN 114 194 311	Thursday, 6 October 2016	111,118.20		70,208 Ordinary shares
Colonial First State Asset Management (Australia) Limited ACN 114 194 311	Friday, 7 October 2016	32,142.93		20,557 Ordinary shares
Colonial First State Asset Management (Australia) Limited ACN 114 194 311	Monday, 10 October 2016	67,418.92		44,305 Ordinary shares
Colonial First State Asset Management (Australia) Limited ACN 114 194 311	Monday, 10 October 2016	71,262.54		47,272 Ordinary shares
Colonial First State Asset Management (Australia) Limited ACN 114 194 311	Tuesday, 11 October 2016	57,263.39		36,534 Ordinary shares
Colonial First State Asset Management (Australia) Limited ACN 114 194 311	Friday, 14 October 2016	90,649.61		58,829 Ordinary shares
Colonial First State Asset Management (Australia) Limited ACN 114 194 311	Thursday, 20 October 2016	788,730.26		503,981 Ordinary shares
Colonial First State Asset Management (Australia) Limited ACN 114 194 311	Wednesday, 28 September 2016	250,464.06		133,938 Ordinary shares
Colonial First State Asset Management (Australia) Limited ACN 114 194 311	Wednesday, 28 September 2016	128,841.03		68,271 Ordinary shares
Colonial First State Asset Management (Australia) Limited ACN 114 194 311	Thursday, 29 September 2016	309,614.03		193,848 Ordinary shares
Colonial First State Asset Management (Australia) Limited ACN 114 194 311	Friday, 30 September 2016	1,166,030.63		723,838 Ordinary shares

Colonial First State Asset Management (Australia) Limited ACN 114 194 311	Monday, 3 October 2016	678,858.09		413,610 Ordinary shares
Colonial First State Asset Management (Australia) Limited ACN 114 194 311	Tuesday, 4 October 2016	337,475.83		204,568 Ordinary shares
Colonial First State Asset Management (Australia) Limited ACN 114 194 311	Wednesday, 5 October 2016	994,619.69		618,237 Ordinary shares
Colonial First State Asset Management (Australia) Limited ACN 114 194 311	Thursday, 6 October 2016	375,223.35		237,078 Ordinary shares
Colonial First State Asset Management (Australia) Limited ACN 114 194 311	Friday, 7 October 2016	108,541.98		69,418 Ordinary shares
Colonial First State Asset Management (Australia) Limited ACN 114 194 311	Monday, 10 October 2016	147,311.21		96,807 Ordinary shares
Colonial First State Asset Management (Australia) Limited ACN 114 194 311	Monday, 10 October 2016	155,708.17		103,289 Ordinary shares
Colonial First State Asset Management (Australia) Limited ACN 114 194 311	Tuesday, 11 October 2016	125,120.84		79,827 Ordinary shares
Colonial First State Asset Management (Australia) Limited ACN 114 194 311	Thursday, 13 October 2016	327,384.83		209,058 Ordinary shares
Colonial First State Asset Management (Australia) Limited ACN 114 194 311	Wednesday, 26 October 2016	41,180.86		29,019 Ordinary shares
Colonial First State Asset Management (Australia) Limited ACN 114 194 311	Wednesday, 26 October 2016	64,464.25		45,181 Ordinary shares
Colonial First State Asset Management (Australia) Limited ACN	Thursday, 20 October 2016	424,345.06		271,147 Ordinary shares

114 194 311				
Colonial First State Asset Management (Australia) Limited ACN 114 194 311	Wednesday, 28 September 2016	56,702.14		30,322 Ordinary shares
Colonial First State Asset Management (Australia) Limited ACN 114 194 311	Wednesday, 28 September 2016	29,168.56		15,456 Ordinary shares
Colonial First State Asset Management (Australia) Limited ACN 114 194 311	Thursday, 29 September 2016	70,093.12		43,885 Ordinary shares
Colonial First State Asset Management (Australia) Limited ACN 114 194 311	Friday, 30 September 2016	258,032.35		160,179 Ordinary shares
Colonial First State Asset Management (Australia) Limited ACN 114 194 311	Monday, 3 October 2016	150,224.91		91,528 Ordinary shares
Colonial First State Asset Management (Australia) Limited ACN 114 194 311	Tuesday, 4 October 2016	74,670.37		45,263 Ordinary shares
Colonial First State Asset Management (Australia) Limited ACN 114 194 311	Wednesday, 5 October 2016	219,710.60		136,568 Ordinary shares
Colonial First State Asset Management (Australia) Limited ACN 114 194 311	Thursday, 6 October 2016	82,887.58		52,371 Ordinary shares
Colonial First State Asset Management (Australia) Limited ACN 114 194 311	Friday, 7 October 2016	23,976.24		15,334 Ordinary shares
Colonial First State Asset Management (Australia) Limited ACN 114 194 311	Monday, 10 October 2016	32,774.37		21,538 Ordinary shares
Colonial First State Asset Management (Australia) Limited ACN 114 194 311	Monday, 10 October 2016	34,643.86		22,981 Ordinary shares
Colonial First State Asset Management	Tuesday, 11 October	27,837.02		17,760 Ordinary shares

(Australia) Limited ACN 114 194 311	2016			
Colonial First State Asset Management (Australia) Limited ACN 114 194 311	Thursday, 13 October 2016	75,000.44		47,893 Ordinary shares
Colonial First State Asset Management (Australia) Limited ACN 114 194 311	Wednesday, 26 October 2016	16,348.03		11,520 Ordinary shares
Colonial First State Asset Management (Australia) Limited ACN 114 194 311	Wednesday, 26 October 2016	25,589.66		17,935 Ordinary shares
Colonial First State Asset Management (Australia) Limited ACN 114 194 311	Wednesday, 28 September 2016	23,485.33		12,559 Ordinary shares
Colonial First State Asset Management (Australia) Limited ACN 114 194 311	Wednesday, 28 September 2016	12,081.85		6,402 Ordinary shares
Colonial First State Asset Management (Australia) Limited ACN 114 194 311	Thursday, 29 September 2016	36,042.42		22,566 Ordinary shares
Colonial First State Asset Management (Australia) Limited ACN 114 194 311	Friday, 30 September 2016	133,870.62		83,103 Ordinary shares
Colonial First State Asset Management (Australia) Limited ACN 114 194 311	Monday, 3 October 2016	77,940.41		47,487 Ordinary shares
Colonial First State Asset Management (Australia) Limited ACN 114 194 311	Tuesday, 4 October 2016	69,401.23		42,069 Ordinary shares
Colonial First State Asset Management (Australia) Limited ACN 114 194 311	Wednesday, 5 October 2016	159,031.49		98,851 Ordinary shares
Colonial First State Asset Management (Australia) Limited ACN 114 194 311	Thursday, 6 October 2016	78,083.31		49,495 Ordinary shares

Colonial First State Asset Management (Australia) Limited ACN 114 194 311	Thursday, 6 October 2016	59,995.41		37,907 Ordinary shares
Colonial First State Asset Management (Australia) Limited ACN 114 194 311	Friday, 7 October 2016	17,355.96		11,100 Ordinary shares
Colonial First State Asset Management (Australia) Limited ACN 114 194 311	Friday, 7 October 2016	27,099.14		17,349 Ordinary shares
Colonial First State Asset Management (Australia) Limited ACN 114 194 311	Monday, 10 October 2016	36,400.59		23,921 Ordinary shares
Colonial First State Asset Management (Australia) Limited ACN 114 194 311	Monday, 10 October 2016	38,475.92		25,523 Ordinary shares
Colonial First State Asset Management (Australia) Limited ACN 114 194 311	Tuesday, 11 October 2016	30,916.96		19,725 Ordinary shares
Colonial First State Asset Management (Australia) Limited ACN 114 194 311	Friday, 14 October 2016	50,282.65		32,632 Ordinary shares
Colonial First State Asset Management (Australia) Limited ACN 114 194 311	Monday, 17 October 2016	103,855.32		66,638 Ordinary shares
Colonial First State Asset Management (Australia) Limited ACN 114 194 311	Wednesday, 19 October 2016	111,627.13		71,846 Ordinary shares
Colonial First State Asset Management (Australia) Limited ACN 114 194 311	Tuesday, 25 October 2016	134,499.16		89,505 Ordinary shares
Colonial First State Asset Management (Australia) Limited ACN 114 194 311	Wednesday, 26 October 2016	13,006.05		9,165 Ordinary shares
Colonial First State Asset Management (Australia) Limited ACN	Wednesday, 26 October 2016	20,360.44		14,270 Ordinary shares

114 194 311				
Colonial First State Asset Management (Australia) Limited ACN 114 194 311	Friday, 22 July 2016	69,566.44		39,639 Ordinary shares
Colonial First State Asset Management (Australia) Limited ACN 114 194 311	Wednesday, 28 September 2016	61,620.24		32,952 Ordinary shares
Colonial First State Asset Management (Australia) Limited ACN 114 194 311	Wednesday, 28 September 2016	31,699.30		16,797 Ordinary shares
Colonial First State Asset Management (Australia) Limited ACN 114 194 311	Thursday, 29 September 2016	76,173.66		47,692 Ordinary shares
Colonial First State Asset Management (Australia) Limited ACN 114 194 311	Friday, 30 September 2016	280,365.87		174,043 Ordinary shares
Colonial First State Asset Management (Australia) Limited ACN 114 194 311	Monday, 3 October 2016	163,228.93		99,451 Ordinary shares
Colonial First State Asset Management (Australia) Limited ACN 114 194 311	Tuesday, 4 October 2016	81,155.34		49,194 Ordinary shares
Colonial First State Asset Management (Australia) Limited ACN 114 194 311	Wednesday, 5 October 2016	238,749.14		148,402 Ordinary shares
Colonial First State Asset Management (Australia) Limited ACN 114 194 311	Thursday, 6 October 2016	90,069.87		56,909 Ordinary shares
Colonial First State Asset Management (Australia) Limited ACN 114 194 311	Friday, 7 October 2016	26,054.27		16,663 Ordinary shares
Colonial First State Asset Management (Australia) Limited ACN 114 194 311	Monday, 10 October 2016	28,286.88		18,589 Ordinary shares
Colonial First State Asset Management	Monday, 10 October	29,899.76		19,834 Ordinary shares

(Australia) Limited ACN 114 194 311	2016			
Colonial First State Asset Management (Australia) Limited ACN 114 194 311	Tuesday, 11 October 2016	24,025.11		15,328 Ordinary shares
Colonial First State Asset Management (Australia) Limited ACN 114 194 311	Thursday, 13 October 2016	79,645.19		50,859 Ordinary shares
Colonial First State Asset Management (Australia) Limited ACN 114 194 311	Wednesday, 26 October 2016	17,358.43		12,232 Ordinary shares
Colonial First State Asset Management (Australia) Limited ACN 114 194 311	Wednesday, 26 October 2016	27,171.98		19,044 Ordinary shares
Colonial First State Asset Management (Australia) Limited ACN 114 194 311	Thursday, 7 July 2016	8,853.60		5,270 Ordinary shares
Colonial First State Asset Management (Australia) Limited ACN 114 194 311	Friday, 15 July 2016	5,807.75		3,574 Ordinary shares
Colonial First State Asset Management (Australia) Limited ACN 114 194 311	Friday, 12 August 2016	25,406.33		12,767 Ordinary shares
Colonial First State Asset Management (Australia) Limited ACN 114 194 311	Monday, 29 August 2016	13,575.10		6,622 Ordinary shares
Colonial First State Asset Management (Australia) Limited ACN 114 194 311	Thursday, 20 October 2016	275,732.66		176,187 Ordinary shares
Colonial First State Asset Management (Australia) Limited ACN 114 194 311	Wednesday, 28 September 2016	62,598.25		33,475 Ordinary shares
Colonial First State Asset Management (Australia) Limited ACN 114 194 311	Wednesday, 28 September 2016	32,201.29		17,063 Ordinary shares

Colonial First State Asset Management (Australia) Limited ACN 114 194 311	Thursday, 29 September 2016	77,382.74		48,449 Ordinary shares
Colonial First State Asset Management (Australia) Limited ACN 114 194 311	Friday, 30 September 2016	284,860.28		176,833 Ordinary shares
Colonial First State Asset Management (Australia) Limited ACN 114 194 311	Monday, 3 October 2016	165,843.52		101,044 Ordinary shares
Colonial First State Asset Management (Australia) Limited ACN 114 194 311	Tuesday, 4 October 2016	82,415.71		49,958 Ordinary shares
Colonial First State Asset Management (Australia) Limited ACN 114 194 311	Wednesday, 5 October 2016	242,537.86		150,757 Ordinary shares
Colonial First State Asset Management (Australia) Limited ACN 114 194 311	Thursday, 6 October 2016	91,497.47		57,811 Ordinary shares
Colonial First State Asset Management (Australia) Limited ACN 114 194 311	Friday, 7 October 2016	26,468.62		16,928 Ordinary shares
Colonial First State Asset Management (Australia) Limited ACN 114 194 311	Monday, 10 October 2016	36,179.94		23,776 Ordinary shares
Colonial First State Asset Management (Australia) Limited ACN 114 194 311	Monday, 10 October 2016	38,242.26		25,368 Ordinary shares
Colonial First State Asset Management (Australia) Limited ACN 114 194 311	Tuesday, 11 October 2016	30,730.44		19,606 Ordinary shares
Colonial First State Asset Management (Australia) Limited ACN 114 194 311	Thursday, 13 October 2016	82,824.17		52,889 Ordinary shares
Colonial First State Asset Management (Australia) Limited ACN	Wednesday, 26 October 2016	18,038.18		12,711 Ordinary shares

114 194 311				
Colonial First State Asset Management (Australia) Limited ACN 114 194 311	Wednesday, 26 October 2016	28,236.37		19,790 Ordinary shares
Colonial First State Asset Management (Australia) Limited ACN 114 194 311	Friday, 21 October 2016	238,901.52		153,142 Ordinary shares
Colonial First State Asset Management (Australia) Limited ACN 114 194 311	Friday, 21 October 2016	525,305.04		336,734 Ordinary shares

Colonial First State Investments Limited (Note 1) ACN 002 348 352

Holder of relevant interest	Date of acquisition	Consideration Cash	Consideration Non-Cash	Class and number of securities
Colonial First State Investments Limited (Note 1) ACN 002 348 352	Tuesday, 20 September 2016	N/A		15,891 Ordinary shares (borrowed from UBS AG (Agreement 2), see Annexure C)

Realindex Investments Pty Limited ACN 133 312 017

Holder of relevant interest	Date of acquisition	Consideration Cash	Consideration Non-Cash	Class and number of securities
Realindex Investments Pty Limited ACN 133 312 017	Friday, 1 July 2016	120,407.47		67,797 Ordinary shares
Realindex Investments Pty Limited ACN 133 312 017	Wednesday, 31 August 2016	104,950.60		49,505 Ordinary shares
Realindex Investments Pty Limited ACN 133 312 017	Tuesday, 4 October 2016	103,217.40		62,556 Ordinary shares
Realindex Investments Pty Limited ACN 133 312 017	Friday, 22 July 2016	146,602.17		83,534 Ordinary shares
Realindex Investments Pty Limited ACN 133 312 017	Tuesday, 26 July 2016	56,753.19		32,338 Ordinary shares

CBA Markets Limited ACN 003 485 952

Holder of relevant interest	Date of acquisition	Consideration Cash	Consideration Non-Cash	Class and number of securities
CBA Markets Limited ACN 003 485 952	Friday, 24 June 2016	N/A		74,983 Ordinary shares (borrowed from Barclays Capital Securities Ltd, see Annexure C)
CBA Markets Limited ACN 003 485 952	Monday, 27 June 2016	N/A		74,983 Ordinary shares (borrowed from Barclays Capital Securities Ltd, see Annexure C)
CBA Markets Limited ACN 003 485 952	Tuesday, 28 June 2016	N/A		65,424 Ordinary shares (borrowed from Barclays Capital Securities Ltd, see Annexure C)
CBA Markets Limited ACN 003 485 952	Wednesday, 29 June 2016	N/A		65,423 Ordinary shares (borrowed from Barclays Capital Securities Ltd, see Annexure C)
CBA Markets Limited ACN 003 485 952	Thursday, 30 June 2016	N/A		65,424 Ordinary shares (borrowed from Barclays Capital Securities Ltd, see Annexure C)
CBA Markets Limited ACN 003 485 952	Friday, 8 July 2016	N/A		117,637 Ordinary shares (borrowed from Barclays Capital Securities Ltd, see Annexure C)
CBA Markets Limited ACN 003 485 952	Monday, 11 July 2016	N/A		117,637 Ordinary shares (borrowed from Barclays Capital Securities Ltd, see Annexure C)
CBA Markets Limited ACN 003 485 952	Tuesday, 12 July 2016	N/A		111,884 Ordinary shares (borrowed from Barclays Capital Securities Ltd, see Annexure C)
CBA Markets Limited ACN 003 485 952	Wednesday, 13 July 2016	N/A		111,883 Ordinary shares (borrowed from Barclays Capital Securities Ltd, see Annexure C)
CBA Markets Limited ACN 003 485 952	Thursday, 14 July 2016	N/A		111,884 Ordinary shares (borrowed from Barclays Capital Securities Ltd, see Annexure C)
CBA Markets Limited ACN 003 485 952	Friday, 15 July 2016	N/A		111,884 Ordinary shares (borrowed from Barclays Capital Securities Ltd, see Annexure C)

CBA Markets Limited ACN 003 485 952	Monday, 18 July 2016	N/A		111,882 Ordinary shares (borrowed from Barclays Capital Securities Ltd, see Annexure C)
CBA Markets Limited ACN 003 485 952	Tuesday, 19 July 2016	N/A		3,897 Ordinary shares (borrowed from Barclays Capital Securities Ltd, see Annexure C)
CBA Markets Limited ACN 003 485 952	Wednesday, 20 July 2016	N/A		3,897 Ordinary shares (borrowed from Barclays Capital Securities Ltd, see Annexure C)
CBA Markets Limited ACN 003 485 952	Thursday, 21 July 2016	N/A		3,896 Ordinary shares (borrowed from Barclays Capital Securities Ltd, see Annexure C)
CBA Markets Limited ACN 003 485 952	Friday, 22 July 2016	N/A		3,897 Ordinary shares (borrowed from Barclays Capital Securities Ltd, see Annexure C)
CBA Markets Limited ACN 003 485 952	Friday, 29 July 2016	N/A		50,665 Ordinary shares (borrowed from Barclays Capital Securities Ltd, see Annexure C)
CBA Markets Limited ACN 003 485 952	Monday, 1 August 2016	N/A		50,664 Ordinary shares (borrowed from Barclays Capital Securities Ltd, see Annexure C)
CBA Markets Limited ACN 003 485 952	Tuesday, 2 August 2016	N/A		50,665 Ordinary shares (borrowed from Barclays Capital Securities Ltd, see Annexure C)
CBA Markets Limited ACN 003 485 952	Wednesday, 3 August 2016	N/A		128,814 Ordinary shares (borrowed from Barclays Capital Securities Ltd, see Annexure C)
CBA Markets Limited ACN 003 485 952	Thursday, 4 August 2016	N/A		89,646 Ordinary shares (borrowed from Barclays Capital Securities Ltd, see Annexure C)
CBA Markets Limited ACN 003 485 952	Friday, 5 August 2016	N/A		89,649 Ordinary shares (borrowed from Barclays Capital Securities Ltd, see Annexure C)
CBA Markets Limited ACN 003 485 952	Monday, 8 August 2016	N/A		182,252 Ordinary shares (borrowed from Barclays Capital Securities Ltd,

				see Annexure C)
CBA Markets Limited ACN 003 485 952	Tuesday, 9 August 2016	N/A		181,273 Ordinary shares (borrowed from Barclays Capital Securities Ltd, see Annexure C)
CBA Markets Limited ACN 003 485 952	Wednesday, 10 August 2016	N/A		173,844 Ordinary shares (borrowed from Barclays Capital Securities Ltd, see Annexure C)
CBA Markets Limited ACN 003 485 952	Thursday, 11 August 2016	N/A		76,548 Ordinary shares (borrowed from Barclays Capital Securities Ltd, see Annexure C)
CBA Markets Limited ACN 003 485 952	Friday, 12 August 2016	N/A		66,346 Ordinary shares (borrowed from Barclays Capital Securities Ltd, see Annexure C)
CBA Markets Limited ACN 003 485 952	Monday, 15 August 2016	N/A		45,127 Ordinary shares (borrowed from Barclays Capital Securities Ltd, see Annexure C)
CBA Markets Limited ACN 003 485 952	Tuesday, 16 August 2016	N/A		12,852 Ordinary shares (borrowed from Barclays Capital Securities Ltd, see Annexure C)
CBA Markets Limited ACN 003 485 952	Wednesday, 17 August 2016	N/A		96,630 Ordinary shares (borrowed from Barclays Capital Securities Ltd, see Annexure C)
CBA Markets Limited ACN 003 485 952	Friday, 19 August 2016	N/A		57,717 Ordinary shares (borrowed from Barclays Capital Securities Ltd, see Annexure C)
CBA Markets Limited ACN 003 485 952	Tuesday, 23 August 2016	N/A		38,408 Ordinary shares (borrowed from Barclays Capital Securities Ltd, see Annexure C)
CBA Markets Limited ACN 003 485 952	Monday, 29 August 2016	N/A		13,008 Ordinary shares (borrowed from Barclays Capital Securities Ltd, see Annexure C)
CBA Markets Limited ACN 003 485 952	Tuesday, 30 August 2016	N/A		13,008 Ordinary shares (borrowed from Barclays Capital Securities Ltd, see Annexure C)
CBA Markets Limited	Friday, 2 September	N/A		13,828 Ordinary shares (borrowed from Barclays

ACN 003 485 952	2016			Capital Securities Ltd, see Annexure C)
CBA Markets Limited ACN 003 485 952	Monday, 5 September 2016	N/A		13,828 Ordinary shares (borrowed from Barclays Capital Securities Ltd, see Annexure C)
CBA Markets Limited ACN 003 485 952	Tuesday, 6 September 2016	N/A		13,828 Ordinary shares (borrowed from Barclays Capital Securities Ltd, see Annexure C)
CBA Markets Limited ACN 003 485 952	Wednesday, 7 September 2016	N/A		13,828 Ordinary shares (borrowed from Barclays Capital Securities Ltd, see Annexure C)
CBA Markets Limited ACN 003 485 952	Thursday, 8 September 2016	N/A		6,802 Ordinary shares (borrowed from Barclays Capital Securities Ltd, see Annexure C)
CBA Markets Limited ACN 003 485 952	Friday, 9 September 2016	N/A		53,437 Ordinary shares (borrowed from Barclays Capital Securities Ltd, see Annexure C)
CBA Markets Limited ACN 003 485 952	Monday, 12 September 2016	N/A		32,278 Ordinary shares (borrowed from Barclays Capital Securities Ltd, see Annexure C)
CBA Markets Limited ACN 003 485 952	Tuesday, 13 September 2016	N/A		99,200 Ordinary shares (borrowed from Barclays Capital Securities Ltd, see Annexure C)
CBA Markets Limited ACN 003 485 952	Wednesday, 14 September 2016	N/A		11,957 Ordinary shares (borrowed from Barclays Capital Securities Ltd, see Annexure C)
CBA Markets Limited ACN 003 485 952	Thursday, 15 September 2016	N/A		93,888 Ordinary shares (borrowed from Barclays Capital Securities Ltd, see Annexure C)
CBA Markets Limited ACN 003 485 952	Friday, 16 September 2016	N/A		37,581 Ordinary shares (borrowed from Barclays Capital Securities Ltd, see Annexure C)
CBA Markets Limited ACN 003 485 952	Monday, 19 September 2016	N/A		7,255 Ordinary shares (borrowed from Barclays Capital Securities Ltd, see Annexure C)

CBA Markets Limited ACN 003 485 952	Friday, 24 June 2016	284.40		158 Ordinary shares
CBA Markets Limited ACN 003 485 952	Friday, 24 June 2016	318.60		177 Ordinary shares
CBA Markets Limited ACN 003 485 952	Friday, 24 June 2016	289.80		161 Ordinary shares
CBA Markets Limited ACN 003 485 952	Friday, 24 June 2016	203.40		113 Ordinary shares
CBA Markets Limited ACN 003 485 952	Friday, 24 June 2016	39.60		22 Ordinary shares
CBA Markets Limited ACN 003 485 952	Friday, 24 June 2016	633.60		352 Ordinary shares
CBA Markets Limited ACN 003 485 952	Friday, 24 June 2016	153.00		85 Ordinary shares
CBA Markets Limited ACN 003 485 952	Friday, 24 June 2016	3,063.60		1,702 Ordinary shares
CBA Markets Limited ACN 003 485 952	Monday, 27 June 2016	553.11		309 Ordinary shares
CBA Markets Limited ACN 003 485 952	Monday, 27 June 2016	3,580.00		2,000 Ordinary shares
CBA Markets Limited ACN 003 485 952	Monday, 27 June 2016	839.51		469 Ordinary shares
CBA Markets Limited ACN 003 485 952	Monday, 27 June 2016	1,967.97		1,115 Ordinary shares
CBA Markets Limited ACN 003 485 952	Monday, 27 June 2016	628.22		369 Ordinary shares
CBA Markets Limited ACN 003 485 952	Monday, 27 June 2016	212.81		125 Ordinary shares
CBA Markets Limited ACN 003 485 952	Monday, 27 June 2016	2,511.19		1,475 Ordinary shares
CBA Markets Limited ACN 003 485 952	Monday, 27 June 2016	3,961.00		2,330 Ordinary shares
CBA Markets Limited ACN 003 485 952	Tuesday, 28 June 2016	721.44		432 Ordinary shares
CBA Markets Limited ACN 003 485 952	Tuesday, 28 June 2016	308.95		185 Ordinary shares
CBA Markets Limited	Tuesday, 28 June 2016	272.21		163 Ordinary shares

ACN 003 485 952				
CBA Markets Limited ACN 003 485 952	Tuesday, 28 June 2016	168.67		101 Ordinary shares
CBA Markets Limited ACN 003 485 952	Tuesday, 28 June 2016	25.05		15 Ordinary shares
CBA Markets Limited ACN 003 485 952	Tuesday, 28 June 2016	2,279.55		1,365 Ordinary shares
CBA Markets Limited ACN 003 485 952	Tuesday, 28 June 2016	313.96		188 Ordinary shares
CBA Markets Limited ACN 003 485 952	Tuesday, 28 June 2016	392.45		235 Ordinary shares
CBA Markets Limited ACN 003 485 952	Tuesday, 28 June 2016	392.45		235 Ordinary shares
CBA Markets Limited ACN 003 485 952	Tuesday, 28 June 2016	36.74		22 Ordinary shares
CBA Markets Limited ACN 003 485 952	Wednesday, 29 June 2016	5,029.11		2,941 Ordinary shares
CBA Markets Limited ACN 003 485 952	Thursday, 30 June 2016	3,139.93		1,779 Ordinary shares
CBA Markets Limited ACN 003 485 952	Thursday, 30 June 2016	378.40		215 Ordinary shares
CBA Markets Limited ACN 003 485 952	Thursday, 30 June 2016	1,610.40		915 Ordinary shares
CBA Markets Limited ACN 003 485 952	Thursday, 30 June 2016	2,070.90		1,180 Ordinary shares
CBA Markets Limited ACN 003 485 952	Thursday, 30 June 2016	9,536.67		5,434 Ordinary shares
CBA Markets Limited ACN 003 485 952	Thursday, 30 June 2016	20,917.84		11,919 Ordinary shares
CBA Markets Limited ACN 003 485 952	Thursday, 30 June 2016	6,186.38		3,525 Ordinary shares
CBA Markets Limited ACN 003 485 952	Thursday, 30 June 2016	3,822.39		2,178 Ordinary shares
CBA Markets Limited ACN 003 485 952	Thursday, 30 June 2016	193.05		110 Ordinary shares
CBA Markets Limited ACN 003 485 952	Thursday, 30 June 2016	579.15		330 Ordinary shares

CBA Markets Limited ACN 003 485 952	Thursday, 30 June 2016	22.81		13 Ordinary shares
CBA Markets Limited ACN 003 485 952	Thursday, 30 June 2016	3,510.00		2,000 Ordinary shares
CBA Markets Limited ACN 003 485 952	Thursday, 30 June 2016	3,510.00		2,000 Ordinary shares
CBA Markets Limited ACN 003 485 952	Thursday, 30 June 2016	2,142.86		1,221 Ordinary shares
CBA Markets Limited ACN 003 485 952	Thursday, 30 June 2016	50,142.10		28,571 Ordinary shares
CBA Markets Limited ACN 003 485 952	Thursday, 30 June 2016	289.99		165 Ordinary shares
CBA Markets Limited ACN 003 485 952	Thursday, 30 June 2016	166.96		95 Ordinary shares
CBA Markets Limited ACN 003 485 952	Thursday, 30 June 2016	35.15		20 Ordinary shares
CBA Markets Limited ACN 003 485 952	Thursday, 30 June 2016	239.02		136 Ordinary shares
CBA Markets Limited ACN 003 485 952	Thursday, 30 June 2016	235.51		134 Ordinary shares
CBA Markets Limited ACN 003 485 952	Thursday, 30 June 2016	135.33		77 Ordinary shares
CBA Markets Limited ACN 003 485 952	Thursday, 30 June 2016	193.33		110 Ordinary shares
CBA Markets Limited ACN 003 485 952	Friday, 1 July 2016	3,377.16		1,908 Ordinary shares
CBA Markets Limited ACN 003 485 952	Friday, 1 July 2016	1,665.57		941 Ordinary shares
CBA Markets Limited ACN 003 485 952	Friday, 1 July 2016	5,055.20		2,840 Ordinary shares
CBA Markets Limited ACN 003 485 952	Friday, 1 July 2016	1,513.00		850 Ordinary shares
CBA Markets Limited ACN 003 485 952	Friday, 1 July 2016	671.06		377 Ordinary shares
CBA Markets Limited ACN 003 485 952	Friday, 1 July 2016	60.52		34 Ordinary shares
CBA Markets Limited	Friday, 1 July 2016	1,769.32		994 Ordinary shares

ACN 003 485 952				
CBA Markets Limited ACN 003 485 952	Friday, 1 July 2016	81.88		46 Ordinary shares
CBA Markets Limited ACN 003 485 952	Friday, 1 July 2016	1,920.62		1,079 Ordinary shares
CBA Markets Limited ACN 003 485 952	Monday, 4 July 2016	4,392.36		2,646 Ordinary shares
CBA Markets Limited ACN 003 485 952	Monday, 4 July 2016	235.72		142 Ordinary shares
CBA Markets Limited ACN 003 485 952	Monday, 4 July 2016	4.98		3 Ordinary shares
CBA Markets Limited ACN 003 485 952	Monday, 4 July 2016	43.16		26 Ordinary shares
CBA Markets Limited ACN 003 485 952	Monday, 4 July 2016	900.76		541 Ordinary shares
CBA Markets Limited ACN 003 485 952	Monday, 4 July 2016	85.94		51 Ordinary shares
CBA Markets Limited ACN 003 485 952	Monday, 4 July 2016	517.90		306 Ordinary shares
CBA Markets Limited ACN 003 485 952	Monday, 4 July 2016	262.34		155 Ordinary shares
CBA Markets Limited ACN 003 485 952	Monday, 4 July 2016	5.08		3 Ordinary shares
CBA Markets Limited ACN 003 485 952	Tuesday, 5 July 2016	3,457.80		2,034 Ordinary shares
CBA Markets Limited ACN 003 485 952	Tuesday, 5 July 2016	1,541.90		907 Ordinary shares
CBA Markets Limited ACN 003 485 952	Thursday, 7 July 2016	3,879.41		2,323 Ordinary shares
CBA Markets Limited ACN 003 485 952	Thursday, 7 July 2016	1,163.99		697 Ordinary shares
CBA Markets Limited ACN 003 485 952	Thursday, 7 July 2016	1.67		1 Ordinary shares
CBA Markets Limited ACN 003 485 952	Thursday, 7 July 2016	456.96		272 Ordinary shares
CBA Markets Limited ACN 003 485 952	Friday, 8 July 2016	1,957.14		1,179 Ordinary shares

CBA Markets Limited ACN 003 485 952	Friday, 8 July 2016	90.89		55 Ordinary shares
CBA Markets Limited ACN 003 485 952	Friday, 8 July 2016	105.76		64 Ordinary shares
CBA Markets Limited ACN 003 485 952	Friday, 8 July 2016	31.40		19 Ordinary shares
CBA Markets Limited ACN 003 485 952	Friday, 8 July 2016	41.31		25 Ordinary shares
CBA Markets Limited ACN 003 485 952	Friday, 8 July 2016	99.15		60 Ordinary shares
CBA Markets Limited ACN 003 485 952	Friday, 8 July 2016	24.79		15 Ordinary shares
CBA Markets Limited ACN 003 485 952	Friday, 8 July 2016	18.18		11 Ordinary shares
CBA Markets Limited ACN 003 485 952	Friday, 8 July 2016	24.79		15 Ordinary shares
CBA Markets Limited ACN 003 485 952	Friday, 8 July 2016	24.79		15 Ordinary shares
CBA Markets Limited ACN 003 485 952	Friday, 8 July 2016	46.27		28 Ordinary shares
CBA Markets Limited ACN 003 485 952	Friday, 8 July 2016	3,240.60		1,964 Ordinary shares
CBA Markets Limited ACN 003 485 952	Friday, 8 July 2016	744.15		451 Ordinary shares
CBA Markets Limited ACN 003 485 952	Friday, 8 July 2016	8,980.60		5,410 Ordinary shares
CBA Markets Limited ACN 003 485 952	Friday, 8 July 2016	4,877.08		2,938 Ordinary shares
CBA Markets Limited ACN 003 485 952	Friday, 8 July 2016	393.42		237 Ordinary shares
CBA Markets Limited ACN 003 485 952	Friday, 8 July 2016	1,266.58		763 Ordinary shares
CBA Markets Limited ACN 003 485 952	Friday, 8 July 2016	66.40		40 Ordinary shares
CBA Markets Limited ACN 003 485 952	Friday, 8 July 2016	7,687.46		4,631 Ordinary shares
CBA Markets Limited	Friday, 8 July 2016	8.30		5 Ordinary shares

ACN 003 485 952				
CBA Markets Limited ACN 003 485 952	Friday, 8 July 2016	7,164.56		4,316 Ordinary shares
CBA Markets Limited ACN 003 485 952	Friday, 8 July 2016	1,176.94		709 Ordinary shares
CBA Markets Limited ACN 003 485 952	Friday, 8 July 2016	8,338.18		5,023 Ordinary shares
CBA Markets Limited ACN 003 485 952	Friday, 8 July 2016	2,103.22		1,267 Ordinary shares
CBA Markets Limited ACN 003 485 952	Friday, 8 July 2016	4,604.84		2,774 Ordinary shares
CBA Markets Limited ACN 003 485 952	Friday, 8 July 2016	107.90		65 Ordinary shares
CBA Markets Limited ACN 003 485 952	Friday, 8 July 2016	1,875.80		1,130 Ordinary shares
CBA Markets Limited ACN 003 485 952	Friday, 8 July 2016	3,990.79		2,415 Ordinary shares
CBA Markets Limited ACN 003 485 952	Wednesday, 20 July 2016	1,990.45		1,210 Ordinary shares
CBA Markets Limited ACN 003 485 952	Wednesday, 20 July 2016	3,034.05		1,790 Ordinary shares
CBA Markets Limited ACN 003 485 952	Wednesday, 20 July 2016	3,044.40		1,770 Ordinary shares
CBA Markets Limited ACN 003 485 952	Thursday, 21 July 2016	1,977.90		1,140 Ordinary shares
CBA Markets Limited ACN 003 485 952	Thursday, 21 July 2016	3,010.00		1,750 Ordinary shares
CBA Markets Limited ACN 003 485 952	Thursday, 21 July 2016	2,958.30		1,730 Ordinary shares
CBA Markets Limited ACN 003 485 952	Thursday, 21 July 2016	59.08		34 Ordinary shares
CBA Markets Limited ACN 003 485 952	Thursday, 21 July 2016	1.74		1 Ordinary shares
CBA Markets Limited ACN 003 485 952	Thursday, 21 July 2016	29.54		17 Ordinary shares
CBA Markets Limited ACN 003 485 952	Thursday, 21 July 2016	10.43		6 Ordinary shares

CBA Markets Limited ACN 003 485 952	Thursday, 21 July 2016	29.54		17 Ordinary shares
CBA Markets Limited ACN 003 485 952	Thursday, 21 July 2016	208.50		120 Ordinary shares
CBA Markets Limited ACN 003 485 952	Thursday, 21 July 2016	3,010.23		1,735 Ordinary shares
CBA Markets Limited ACN 003 485 952	Thursday, 21 July 2016	2,114.10		1,215 Ordinary shares
CBA Markets Limited ACN 003 485 952	Thursday, 21 July 2016	1,981.86		1,139 Ordinary shares
CBA Markets Limited ACN 003 485 952	Friday, 22 July 2016	4,247.15		2,455 Ordinary shares
CBA Markets Limited ACN 003 485 952	Friday, 22 July 2016	724.87		419 Ordinary shares
CBA Markets Limited ACN 003 485 952	Friday, 22 July 2016	2,027.02		1,155 Ordinary shares
CBA Markets Limited ACN 003 485 952	Friday, 22 July 2016	1,980.58		1,135 Ordinary shares
CBA Markets Limited ACN 003 485 952	Friday, 22 July 2016	49,606.83		28,266 Ordinary shares
CBA Markets Limited ACN 003 485 952	Friday, 22 July 2016	3,567.92		2,033 Ordinary shares
CBA Markets Limited ACN 003 485 952	Friday, 22 July 2016	6,040.71		3,442 Ordinary shares
CBA Markets Limited ACN 003 485 952	Friday, 22 July 2016	31,911.16		18,183 Ordinary shares
CBA Markets Limited ACN 003 485 952	Monday, 25 July 2016	167.08		97 Ordinary shares
CBA Markets Limited ACN 003 485 952	Monday, 25 July 2016	111.96		65 Ordinary shares
CBA Markets Limited ACN 003 485 952	Monday, 25 July 2016	1,093.51		633 Ordinary shares
CBA Markets Limited ACN 003 485 952	Monday, 25 July 2016	53.55		31 Ordinary shares
CBA Markets Limited ACN 003 485 952	Monday, 25 July 2016	209.03		121 Ordinary shares
CBA Markets Limited	Monday, 25 July 2016	39.73		23 Ordinary shares

ACN 003 485 952				
CBA Markets Limited ACN 003 485 952	Monday, 25 July 2016	1,034.77		599 Ordinary shares
CBA Markets Limited ACN 003 485 952	Monday, 25 July 2016	5.18		3 Ordinary shares
CBA Markets Limited ACN 003 485 952	Monday, 25 July 2016	53.55		31 Ordinary shares
CBA Markets Limited ACN 003 485 952	Monday, 25 July 2016	323.04		187 Ordinary shares
CBA Markets Limited ACN 003 485 952	Monday, 25 July 2016	281.58		163 Ordinary shares
CBA Markets Limited ACN 003 485 952	Monday, 25 July 2016	17.27		10 Ordinary shares
CBA Markets Limited ACN 003 485 952	Monday, 25 July 2016	89.83		52 Ordinary shares
CBA Markets Limited ACN 003 485 952	Monday, 25 July 2016	6.91		4 Ordinary shares
CBA Markets Limited ACN 003 485 952	Monday, 25 July 2016	12.09		7 Ordinary shares
CBA Markets Limited ACN 003 485 952	Monday, 25 July 2016	8.64		5 Ordinary shares
CBA Markets Limited ACN 003 485 952	Monday, 25 July 2016	203.85		118 Ordinary shares
CBA Markets Limited ACN 003 485 952	Monday, 25 July 2016	371.41		215 Ordinary shares
CBA Markets Limited ACN 003 485 952	Monday, 25 July 2016	129.56		75 Ordinary shares
CBA Markets Limited ACN 003 485 952	Monday, 25 July 2016	146.84		85 Ordinary shares
CBA Markets Limited ACN 003 485 952	Monday, 25 July 2016	88.10		51 Ordinary shares
CBA Markets Limited ACN 003 485 952	Monday, 25 July 2016	101.92		59 Ordinary shares
CBA Markets Limited ACN 003 485 952	Monday, 25 July 2016	203.85		118 Ordinary shares
CBA Markets Limited ACN 003 485 952	Monday, 25 July 2016	464.70		269 Ordinary shares

CBA Markets Limited ACN 003 485 952	Monday, 25 July 2016	76.01		44 Ordinary shares
CBA Markets Limited ACN 003 485 952	Monday, 25 July 2016	459.51		266 Ordinary shares
CBA Markets Limited ACN 003 485 952	Tuesday, 26 July 2016	19,248.10		10,844 Ordinary shares
CBA Markets Limited ACN 003 485 952	Tuesday, 26 July 2016	1,546.02		871 Ordinary shares
CBA Markets Limited ACN 003 485 952	Tuesday, 26 July 2016	223.65		126 Ordinary shares
CBA Markets Limited ACN 003 485 952	Tuesday, 26 July 2016	282.22		159 Ordinary shares
CBA Markets Limited ACN 003 485 952	Tuesday, 26 July 2016	688.70		388 Ordinary shares
CBA Markets Limited ACN 003 485 952	Tuesday, 26 July 2016	2,543.57		1,433 Ordinary shares
CBA Markets Limited ACN 003 485 952	Tuesday, 26 July 2016	14,464.47		8,149 Ordinary shares
CBA Markets Limited ACN 003 485 952	Tuesday, 26 July 2016	541.38		305 Ordinary shares
CBA Markets Limited ACN 003 485 952	Tuesday, 26 July 2016	4,725.05		2,662 Ordinary shares
CBA Markets Limited ACN 003 485 952	Tuesday, 26 July 2016	7,941.35		4,474 Ordinary shares
CBA Markets Limited ACN 003 485 952	Tuesday, 26 July 2016	3,074.30		1,732 Ordinary shares
CBA Markets Limited ACN 003 485 952	Tuesday, 26 July 2016	12.42		7 Ordinary shares
CBA Markets Limited ACN 003 485 952	Tuesday, 26 July 2016	4,923.85		2,774 Ordinary shares
CBA Markets Limited ACN 003 485 952	Tuesday, 26 July 2016	63.90		36 Ordinary shares
CBA Markets Limited ACN 003 485 952	Tuesday, 26 July 2016	1,856.65		1,046 Ordinary shares
CBA Markets Limited ACN 003 485 952	Tuesday, 26 July 2016	3,250.02		1,831 Ordinary shares
CBA Markets Limited	Tuesday, 26 July 2016	107.82		61 Ordinary shares

ACN 003 485 952				
CBA Markets Limited ACN 003 485 952	Tuesday, 26 July 2016	185.59		105 Ordinary shares
CBA Markets Limited ACN 003 485 952	Wednesday, 27 July 2016	4,060.18		2,281 Ordinary shares
CBA Markets Limited ACN 003 485 952	Wednesday, 27 July 2016	954.08		536 Ordinary shares
CBA Markets Limited ACN 003 485 952	Wednesday, 27 July 2016	3,164.65		1,670 Ordinary shares
CBA Markets Limited ACN 003 485 952	Wednesday, 27 July 2016	2,042.25		1,050 Ordinary shares
CBA Markets Limited ACN 003 485 952	Wednesday, 27 July 2016	2,091.00		1,025 Ordinary shares
CBA Markets Limited ACN 003 485 952	Wednesday, 27 July 2016	2,136.40		980 Ordinary shares
CBA Markets Limited ACN 003 485 952	Wednesday, 27 July 2016	65.17		33 Ordinary shares
CBA Markets Limited ACN 003 485 952	Wednesday, 27 July 2016	1,188.03		597 Ordinary shares
CBA Markets Limited ACN 003 485 952	Wednesday, 27 July 2016	1,661.65		835 Ordinary shares
CBA Markets Limited ACN 003 485 952	Wednesday, 27 July 2016	797.97		402 Ordinary shares
CBA Markets Limited ACN 003 485 952	Wednesday, 27 July 2016	1,196.96		603 Ordinary shares
CBA Markets Limited ACN 003 485 952	Wednesday, 27 July 2016	2,389.31		1,177 Ordinary shares
CBA Markets Limited ACN 003 485 952	Thursday, 28 July 2016	4,999.89		2,463 Ordinary shares
CBA Markets Limited ACN 003 485 952	Thursday, 28 July 2016	759.66		377 Ordinary shares
CBA Markets Limited ACN 003 485 952	Thursday, 28 July 2016	1,607.97		798 Ordinary shares
CBA Markets Limited ACN 003 485 952	Thursday, 28 July 2016	650.85		323 Ordinary shares
CBA Markets Limited ACN 003 485 952	Thursday, 28 July 2016	1,948.51		967 Ordinary shares

CBA Markets Limited ACN 003 485 952	Thursday, 28 July 2016	4,294.75		2,095 Ordinary shares
CBA Markets Limited ACN 003 485 952	Thursday, 28 July 2016	331.29		162 Ordinary shares
CBA Markets Limited ACN 003 485 952	Friday, 29 July 2016	12,410.70		6,054 Ordinary shares
CBA Markets Limited ACN 003 485 952	Friday, 29 July 2016	7,589.10		3,702 Ordinary shares
CBA Markets Limited ACN 003 485 952	Friday, 29 July 2016	2,422.56		1,176 Ordinary shares
CBA Markets Limited ACN 003 485 952	Friday, 29 July 2016	3,689.46		1,791 Ordinary shares
CBA Markets Limited ACN 003 485 952	Friday, 29 July 2016	5,370.42		2,607 Ordinary shares
CBA Markets Limited ACN 003 485 952	Friday, 29 July 2016	24,483.10		11,885 Ordinary shares
CBA Markets Limited ACN 003 485 952	Friday, 29 July 2016	1,184.50		575 Ordinary shares
CBA Markets Limited ACN 003 485 952	Tuesday, 2 August 2016	1,146.48		562 Ordinary shares
CBA Markets Limited ACN 003 485 952	Tuesday, 2 August 2016	352.92		173 Ordinary shares
CBA Markets Limited ACN 003 485 952	Tuesday, 2 August 2016	159.12		78 Ordinary shares
CBA Markets Limited ACN 003 485 952	Tuesday, 2 August 2016	2,197.08		1,077 Ordinary shares
CBA Markets Limited ACN 003 485 952	Tuesday, 2 August 2016	197.88		97 Ordinary shares
CBA Markets Limited ACN 003 485 952	Tuesday, 2 August 2016	11,897.28		5,832 Ordinary shares
CBA Markets Limited ACN 003 485 952	Tuesday, 2 August 2016	34.68		17 Ordinary shares
CBA Markets Limited ACN 003 485 952	Tuesday, 2 August 2016	4,014.72		1,968 Ordinary shares
CBA Markets Limited ACN 003 485 952	Tuesday, 2 August 2016	6,528.67		3,289 Ordinary shares
CBA Markets Limited	Tuesday, 2 August 2016	22,916.83		11,545 Ordinary shares

ACN 003 485 952				
CBA Markets Limited ACN 003 485 952	Wednesday, 3 August 2016	10,375.99		5,267 Ordinary shares
CBA Markets Limited ACN 003 485 952	Wednesday, 3 August 2016	37.43		19 Ordinary shares
CBA Markets Limited ACN 003 485 952	Wednesday, 3 August 2016	181.24		92 Ordinary shares
CBA Markets Limited ACN 003 485 952	Wednesday, 3 August 2016	3,012.13		1,529 Ordinary shares
CBA Markets Limited ACN 003 485 952	Wednesday, 3 August 2016	927.87		471 Ordinary shares
CBA Markets Limited ACN 003 485 952	Wednesday, 3 August 2016	671.77		341 Ordinary shares
CBA Markets Limited ACN 003 485 952	Wednesday, 3 August 2016	1,776.94		902 Ordinary shares
CBA Markets Limited ACN 003 485 952	Wednesday, 3 August 2016	198.97		101 Ordinary shares
CBA Markets Limited ACN 003 485 952	Wednesday, 3 August 2016	57.13		29 Ordinary shares
CBA Markets Limited ACN 003 485 952	Wednesday, 3 August 2016	112.29		57 Ordinary shares
CBA Markets Limited ACN 003 485 952	Wednesday, 3 August 2016	2,497.96		1,268 Ordinary shares
CBA Markets Limited ACN 003 485 952	Wednesday, 3 August 2016	1,999.55		1,015 Ordinary shares
CBA Markets Limited ACN 003 485 952	Wednesday, 3 August 2016	2,987.60		1,540 Ordinary shares
CBA Markets Limited ACN 003 485 952	Wednesday, 3 August 2016	1,983.38		1,025 Ordinary shares
CBA Markets Limited ACN 003 485 952	Wednesday, 3 August 2016	35.81		19 Ordinary shares
CBA Markets Limited ACN 003 485 952	Wednesday, 3 August 2016	13.25		7 Ordinary shares
CBA Markets Limited ACN 003 485 952	Wednesday, 3 August 2016	96.52		51 Ordinary shares
CBA Markets Limited ACN 003 485 952	Wednesday, 3 August 2016	141.94		75 Ordinary shares

CBA Markets Limited ACN 003 485 952	Thursday, 4 August 2016	8,025.77		4,191 Ordinary shares
CBA Markets Limited ACN 003 485 952	Thursday, 4 August 2016	1,083.89		566 Ordinary shares
CBA Markets Limited ACN 003 485 952	Thursday, 4 August 2016	2,458.86		1,284 Ordinary shares
CBA Markets Limited ACN 003 485 952	Thursday, 4 August 2016	6,041.82		3,155 Ordinary shares
CBA Markets Limited ACN 003 485 952	Thursday, 4 August 2016	2,600.57		1,358 Ordinary shares
CBA Markets Limited ACN 003 485 952	Friday, 5 August 2016	450.76		236 Ordinary shares
CBA Markets Limited ACN 003 485 952	Friday, 5 August 2016	1,526.09		799 Ordinary shares
CBA Markets Limited ACN 003 485 952	Friday, 5 August 2016	2,435.07		1,285 Ordinary shares
CBA Markets Limited ACN 003 485 952	Friday, 5 August 2016	136.14		71 Ordinary shares
CBA Markets Limited ACN 003 485 952	Friday, 5 August 2016	101.63		53 Ordinary shares
CBA Markets Limited ACN 003 485 952	Friday, 5 August 2016	1,027.78		536 Ordinary shares
CBA Markets Limited ACN 003 485 952	Friday, 5 August 2016	109.30		57 Ordinary shares
CBA Markets Limited ACN 003 485 952	Friday, 5 August 2016	1,027.78		536 Ordinary shares
CBA Markets Limited ACN 003 485 952	Friday, 5 August 2016	857.12		447 Ordinary shares
CBA Markets Limited ACN 003 485 952	Friday, 5 August 2016	21,938.26		11,486 Ordinary shares
CBA Markets Limited ACN 003 485 952	Friday, 5 August 2016	48,235.14		25,254 Ordinary shares
CBA Markets Limited ACN 003 485 952	Friday, 5 August 2016	8,625.56		4,516 Ordinary shares
CBA Markets Limited ACN 003 485 952	Friday, 5 August 2016	22,891.35		11,985 Ordinary shares
CBA Markets Limited	Friday, 5 August 2016	5,279.24		2,764 Ordinary shares

ACN 003 485 952				
CBA Markets Limited ACN 003 485 952	Friday, 5 August 2016	5,672.70		2,970 Ordinary shares
CBA Markets Limited ACN 003 485 952	Friday, 5 August 2016	7,531.13		3,943 Ordinary shares
CBA Markets Limited ACN 003 485 952	Monday, 8 August 2016	6,872.25		3,570 Ordinary shares
CBA Markets Limited ACN 003 485 952	Monday, 8 August 2016	1,992.38		1,035 Ordinary shares
CBA Markets Limited ACN 003 485 952	Monday, 8 August 2016	3,007.28		1,515 Ordinary shares
CBA Markets Limited ACN 003 485 952	Monday, 8 August 2016	2,387.64		1,182 Ordinary shares
CBA Markets Limited ACN 003 485 952	Monday, 8 August 2016	3,025.05		1,505 Ordinary shares
CBA Markets Limited ACN 003 485 952	Tuesday, 9 August 2016	1,935.53		985 Ordinary shares
CBA Markets Limited ACN 003 485 952	Tuesday, 9 August 2016	545.14		281 Ordinary shares
CBA Markets Limited ACN 003 485 952	Tuesday, 9 August 2016	32,041.04		16,516 Ordinary shares
CBA Markets Limited ACN 003 485 952	Tuesday, 9 August 2016	10,091.88		5,202 Ordinary shares
CBA Markets Limited ACN 003 485 952	Tuesday, 9 August 2016	3,984.76		2,054 Ordinary shares
CBA Markets Limited ACN 003 485 952	Wednesday, 10 August 2016	687.08		356 Ordinary shares
CBA Markets Limited ACN 003 485 952	Wednesday, 10 August 2016	1,300.82		674 Ordinary shares
CBA Markets Limited ACN 003 485 952	Wednesday, 10 August 2016	22,644.48		11,794 Ordinary shares
CBA Markets Limited ACN 003 485 952	Wednesday, 10 August 2016	1,345.92		701 Ordinary shares
CBA Markets Limited ACN 003 485 952	Wednesday, 10 August 2016	529.92		276 Ordinary shares
CBA Markets Limited ACN 003 485 952	Wednesday, 10 August 2016	2,048.64		1,067 Ordinary shares

CBA Markets Limited ACN 003 485 952	Wednesday, 10 August 2016	5,406.72		2,816 Ordinary shares
CBA Markets Limited ACN 003 485 952	Wednesday, 10 August 2016	673.92		351 Ordinary shares
CBA Markets Limited ACN 003 485 952	Wednesday, 10 August 2016	13,589.76		7,078 Ordinary shares
CBA Markets Limited ACN 003 485 952	Wednesday, 10 August 2016	15,895.68		8,279 Ordinary shares
CBA Markets Limited ACN 003 485 952	Wednesday, 10 August 2016	3,300.48		1,719 Ordinary shares
CBA Markets Limited ACN 003 485 952	Wednesday, 10 August 2016	3,709.44		1,932 Ordinary shares
CBA Markets Limited ACN 003 485 952	Thursday, 11 August 2016	78.72		41 Ordinary shares
CBA Markets Limited ACN 003 485 952	Thursday, 11 August 2016	915.84		477 Ordinary shares
CBA Markets Limited ACN 003 485 952	Thursday, 11 August 2016	2,880.00		1,500 Ordinary shares
CBA Markets Limited ACN 003 485 952	Thursday, 11 August 2016	1,315.20		685 Ordinary shares
CBA Markets Limited ACN 003 485 952	Thursday, 11 August 2016	176.64		92 Ordinary shares
CBA Markets Limited ACN 003 485 952	Thursday, 11 August 2016	174.72		91 Ordinary shares
CBA Markets Limited ACN 003 485 952	Thursday, 11 August 2016	12,728.08		6,544 Ordinary shares
CBA Markets Limited ACN 003 485 952	Thursday, 11 August 2016	1,983.38		1,025 Ordinary shares
CBA Markets Limited ACN 003 485 952	Thursday, 11 August 2016	2,359.28		1,213 Ordinary shares
CBA Markets Limited ACN 003 485 952	Thursday, 11 August 2016	3,890.00		2,000 Ordinary shares
CBA Markets Limited ACN 003 485 952	Thursday, 11 August 2016	101.14		52 Ordinary shares
CBA Markets Limited ACN 003 485 952	Thursday, 11 August 2016	5,467.40		2,811 Ordinary shares
CBA Markets Limited	Thursday, 11 August	4,549.36		2,339 Ordinary shares

ACN 003 485 952	2016			
CBA Markets Limited ACN 003 485 952	Thursday, 11 August 2016	3,168.41		1,629 Ordinary shares
CBA Markets Limited ACN 003 485 952	Thursday, 11 August 2016	3,312.34		1,703 Ordinary shares
CBA Markets Limited ACN 003 485 952	Thursday, 11 August 2016	9,818.36		5,048 Ordinary shares
CBA Markets Limited ACN 003 485 952	Friday, 12 August 2016	1,989.00		1,020 Ordinary shares
CBA Markets Limited ACN 003 485 952	Friday, 12 August 2016	1,264.74		642 Ordinary shares
CBA Markets Limited ACN 003 485 952	Friday, 12 August 2016	51.22		26 Ordinary shares
CBA Markets Limited ACN 003 485 952	Friday, 12 August 2016	673.74		342 Ordinary shares
CBA Markets Limited ACN 003 485 952	Friday, 12 August 2016	2,004.63		1,015 Ordinary shares
CBA Markets Limited ACN 003 485 952	Friday, 12 August 2016	312.05		158 Ordinary shares
CBA Markets Limited ACN 003 485 952	Friday, 12 August 2016	1,686.96		852 Ordinary shares
CBA Markets Limited ACN 003 485 952	Friday, 12 August 2016	2,004.63		1,015 Ordinary shares
CBA Markets Limited ACN 003 485 952	Friday, 12 August 2016	224.87		113 Ordinary shares
CBA Markets Limited ACN 003 485 952	Friday, 12 August 2016	2,123.33		1,067 Ordinary shares
CBA Markets Limited ACN 003 485 952	Friday, 12 August 2016	7,464.49		3,751 Ordinary shares
CBA Markets Limited ACN 003 485 952	Friday, 12 August 2016	6,559.04		3,296 Ordinary shares
CBA Markets Limited ACN 003 485 952	Friday, 12 August 2016	145.27		73 Ordinary shares
CBA Markets Limited ACN 003 485 952	Friday, 12 August 2016	8,865.45		4,455 Ordinary shares
CBA Markets Limited ACN 003 485 952	Friday, 12 August 2016	330.34		166 Ordinary shares

CBA Markets Limited ACN 003 485 952	Friday, 12 August 2016	330.34		166 Ordinary shares
CBA Markets Limited ACN 003 485 952	Friday, 12 August 2016	1,446.73		727 Ordinary shares
CBA Markets Limited ACN 003 485 952	Friday, 12 August 2016	143.28		72 Ordinary shares
CBA Markets Limited ACN 003 485 952	Friday, 12 August 2016	262.68		132 Ordinary shares
CBA Markets Limited ACN 003 485 952	Friday, 12 August 2016	2,388.00		1,200 Ordinary shares
CBA Markets Limited ACN 003 485 952	Friday, 12 August 2016	2,927.29		1,471 Ordinary shares
CBA Markets Limited ACN 003 485 952	Friday, 12 August 2016	29.85		15 Ordinary shares
CBA Markets Limited ACN 003 485 952	Friday, 12 August 2016	7,888.36		3,964 Ordinary shares
CBA Markets Limited ACN 003 485 952	Friday, 12 August 2016	16,499.09		8,291 Ordinary shares
CBA Markets Limited ACN 003 485 952	Friday, 12 August 2016	13,356.88		6,712 Ordinary shares
CBA Markets Limited ACN 003 485 952	Friday, 12 August 2016	386.06		194 Ordinary shares
CBA Markets Limited ACN 003 485 952	Friday, 12 August 2016	3,277.53		1,647 Ordinary shares
CBA Markets Limited ACN 003 485 952	Friday, 12 August 2016	612.92		308 Ordinary shares
CBA Markets Limited ACN 003 485 952	Monday, 15 August 2016	2,202.93		1,107 Ordinary shares
CBA Markets Limited ACN 003 485 952	Monday, 15 August 2016	199.00		100 Ordinary shares
CBA Markets Limited ACN 003 485 952	Monday, 15 August 2016	4,744.16		2,384 Ordinary shares
CBA Markets Limited ACN 003 485 952	Monday, 15 August 2016	11,938.01		5,999 Ordinary shares
CBA Markets Limited ACN 003 485 952	Monday, 15 August 2016	915.40		460 Ordinary shares
CBA Markets Limited	Monday, 15 August	2,297.05		1,181 Ordinary shares

ACN 003 485 952	2016			
CBA Markets Limited ACN 003 485 952	Monday, 15 August 2016	10,102.33		5,194 Ordinary shares
CBA Markets Limited ACN 003 485 952	Monday, 15 August 2016	6,881.41		3,538 Ordinary shares
CBA Markets Limited ACN 003 485 952	Monday, 15 August 2016	805.23		414 Ordinary shares
CBA Markets Limited ACN 003 485 952	Monday, 15 August 2016	7,188.72		3,696 Ordinary shares
CBA Markets Limited ACN 003 485 952	Monday, 15 August 2016	875.25		450 Ordinary shares
CBA Markets Limited ACN 003 485 952	Tuesday, 16 August 2016	1,546.00		773 Ordinary shares
CBA Markets Limited ACN 003 485 952	Tuesday, 16 August 2016	348.00		174 Ordinary shares
CBA Markets Limited ACN 003 485 952	Tuesday, 16 August 2016	2,350.19		1,181 Ordinary shares
CBA Markets Limited ACN 003 485 952	Tuesday, 16 August 2016	21,961.64		11,036 Ordinary shares
CBA Markets Limited ACN 003 485 952	Tuesday, 16 August 2016	36,697.59		18,441 Ordinary shares
CBA Markets Limited ACN 003 485 952	Tuesday, 16 August 2016	197.01		99 Ordinary shares
CBA Markets Limited ACN 003 485 952	Tuesday, 16 August 2016	4,376.01		2,199 Ordinary shares
CBA Markets Limited ACN 003 485 952	Tuesday, 16 August 2016	4,376.01		2,199 Ordinary shares
CBA Markets Limited ACN 003 485 952	Tuesday, 16 August 2016	2,350.19		1,181 Ordinary shares
CBA Markets Limited ACN 003 485 952	Wednesday, 17 August 2016	694.51		349 Ordinary shares
CBA Markets Limited ACN 003 485 952	Wednesday, 17 August 2016	4,360.09		2,191 Ordinary shares
CBA Markets Limited ACN 003 485 952	Wednesday, 17 August 2016	4,975.00		2,500 Ordinary shares
CBA Markets Limited ACN 003 485 952	Wednesday, 17 August 2016	1,028.83		517 Ordinary shares

CBA Markets Limited ACN 003 485 952	Wednesday, 17 August 2016	8,939.08		4,492 Ordinary shares
CBA Markets Limited ACN 003 485 952	Wednesday, 17 August 2016	1.99		1 Ordinary shares
CBA Markets Limited ACN 003 485 952	Thursday, 18 August 2016	39,999.96		20,202 Ordinary shares
CBA Markets Limited ACN 003 485 952	Friday, 19 August 2016	1,998.75		975 Ordinary shares
CBA Markets Limited ACN 003 485 952	Monday, 22 August 2016	1,996.80		960 Ordinary shares
CBA Markets Limited ACN 003 485 952	Monday, 22 August 2016	1,976.85		955 Ordinary shares
CBA Markets Limited ACN 003 485 952	Monday, 22 August 2016	1,397.25		675 Ordinary shares
CBA Markets Limited ACN 003 485 952	Monday, 22 August 2016	26,852.04		12,972 Ordinary shares
CBA Markets Limited ACN 003 485 952	Monday, 22 August 2016	1,767.78		854 Ordinary shares
CBA Markets Limited ACN 003 485 952	Monday, 22 August 2016	9,052.11		4,373 Ordinary shares
CBA Markets Limited ACN 003 485 952	Monday, 22 August 2016	8,963.10		4,330 Ordinary shares
CBA Markets Limited ACN 003 485 952	Tuesday, 23 August 2016	20,000.34		9,662 Ordinary shares
CBA Markets Limited ACN 003 485 952	Tuesday, 23 August 2016	1,964.60		940 Ordinary shares
CBA Markets Limited ACN 003 485 952	Tuesday, 23 August 2016	1,986.40		955 Ordinary shares
CBA Markets Limited ACN 003 485 952	Tuesday, 23 August 2016	4,006.10		1,940 Ordinary shares
CBA Markets Limited ACN 003 485 952	Tuesday, 23 August 2016	3,986.10		1,935 Ordinary shares
CBA Markets Limited ACN 003 485 952	Tuesday, 23 August 2016	1,994.85		990 Ordinary shares
CBA Markets Limited ACN 003 485 952	Tuesday, 23 August 2016	1,969.10		970 Ordinary shares
CBA Markets Limited	Tuesday, 23 August	28,147.98		13,866 Ordinary shares

ACN 003 485 952	2016			
CBA Markets Limited ACN 003 485 952	Tuesday, 23 August 2016	2.03		1 Ordinary shares
CBA Markets Limited ACN 003 485 952	Wednesday, 24 August 2016	2,047.50		975 Ordinary shares
CBA Markets Limited ACN 003 485 952	Wednesday, 24 August 2016	2,995.20		1,440 Ordinary shares
CBA Markets Limited ACN 003 485 952	Wednesday, 24 August 2016	151.70		74 Ordinary shares
CBA Markets Limited ACN 003 485 952	Wednesday, 24 August 2016	2,870.00		1,400 Ordinary shares
CBA Markets Limited ACN 003 485 952	Wednesday, 24 August 2016	631.40		308 Ordinary shares
CBA Markets Limited ACN 003 485 952	Monday, 29 August 2016	7,142.20		3,484 Ordinary shares
CBA Markets Limited ACN 003 485 952	Tuesday, 30 August 2016	3,057.04		1,484 Ordinary shares
CBA Markets Limited ACN 003 485 952	Tuesday, 30 August 2016	401.70		195 Ordinary shares
CBA Markets Limited ACN 003 485 952	Wednesday, 31 August 2016	655.08		309 Ordinary shares
CBA Markets Limited ACN 003 485 952	Wednesday, 31 August 2016	8,304.04		3,917 Ordinary shares
CBA Markets Limited ACN 003 485 952	Wednesday, 31 August 2016	4,203.96		1,983 Ordinary shares
CBA Markets Limited ACN 003 485 952	Wednesday, 31 August 2016	12,257.84		5,782 Ordinary shares
CBA Markets Limited ACN 003 485 952	Wednesday, 31 August 2016	8,613.56		4,063 Ordinary shares
CBA Markets Limited ACN 003 485 952	Wednesday, 31 August 2016	72.08		34 Ordinary shares
CBA Markets Limited ACN 003 485 952	Wednesday, 31 August 2016	139.92		66 Ordinary shares
CBA Markets Limited ACN 003 485 952	Wednesday, 31 August 2016	26,629.32		12,561 Ordinary shares
CBA Markets Limited ACN 003 485 952	Wednesday, 31 August 2016	3,203.32		1,511 Ordinary shares

CBA Markets Limited ACN 003 485 952	Thursday, 1 September 2016	9,790.16		4,618 Ordinary shares
CBA Markets Limited ACN 003 485 952	Thursday, 1 September 2016	3,892.32		1,836 Ordinary shares
CBA Markets Limited ACN 003 485 952	Thursday, 1 September 2016	8,403.68		3,964 Ordinary shares
CBA Markets Limited ACN 003 485 952	Thursday, 1 September 2016	50,000.20		23,585 Ordinary shares
CBA Markets Limited ACN 003 485 952	Friday, 2 September 2016	62.10		30 Ordinary shares
CBA Markets Limited ACN 003 485 952	Monday, 5 September 2016	2,999.36		1,456 Ordinary shares
CBA Markets Limited ACN 003 485 952	Monday, 5 September 2016	3,312.48		1,608 Ordinary shares
CBA Markets Limited ACN 003 485 952	Monday, 5 September 2016	1,563.54		759 Ordinary shares
CBA Markets Limited ACN 003 485 952	Monday, 5 September 2016	1,217.46		591 Ordinary shares
CBA Markets Limited ACN 003 485 952	Monday, 5 September 2016	127.72		62 Ordinary shares
CBA Markets Limited ACN 003 485 952	Monday, 5 September 2016	14.42		7 Ordinary shares
CBA Markets Limited ACN 003 485 952	Monday, 5 September 2016	2,525.56		1,226 Ordinary shares
CBA Markets Limited ACN 003 485 952	Monday, 5 September 2016	486.16		236 Ordinary shares
CBA Markets Limited ACN 003 485 952	Monday, 5 September 2016	486.16		236 Ordinary shares
CBA Markets Limited ACN 003 485 952	Monday, 5 September 2016	267.80		130 Ordinary shares
CBA Markets Limited ACN 003 485 952	Monday, 5 September 2016	4,719.46		2,291 Ordinary shares
CBA Markets Limited ACN 003 485 952	Monday, 5 September 2016	1,116.52		542 Ordinary shares
CBA Markets Limited ACN 003 485 952	Monday, 5 September 2016	1,067.08		518 Ordinary shares
CBA Markets Limited	Tuesday, 6 September	15,890.27		7,603 Ordinary shares

ACN 003 485 952	2016			
CBA Markets Limited ACN 003 485 952	Tuesday, 6 September 2016	3,764.09		1,801 Ordinary shares
CBA Markets Limited ACN 003 485 952	Tuesday, 6 September 2016	344.85		165 Ordinary shares
CBA Markets Limited ACN 003 485 952	Wednesday, 7 September 2016	98.70		47 Ordinary shares
CBA Markets Limited ACN 003 485 952	Wednesday, 7 September 2016	1,893.54		906 Ordinary shares
CBA Markets Limited ACN 003 485 952	Friday, 9 September 2016	274.70		134 Ordinary shares
CBA Markets Limited ACN 003 485 952	Friday, 9 September 2016	483.80		236 Ordinary shares
CBA Markets Limited ACN 003 485 952	Friday, 9 September 2016	965.55		471 Ordinary shares
CBA Markets Limited ACN 003 485 952	Friday, 9 September 2016	965.55		471 Ordinary shares
CBA Markets Limited ACN 003 485 952	Friday, 9 September 2016	963.50		470 Ordinary shares
CBA Markets Limited ACN 003 485 952	Monday, 12 September 2016	5,869.32		3,049 Ordinary shares
CBA Markets Limited ACN 003 485 952	Monday, 12 September 2016	10,000.38		5,195 Ordinary shares
CBA Markets Limited ACN 003 485 952	Monday, 12 September 2016	94,082.21		47,159 Ordinary shares
CBA Markets Limited ACN 003 485 952	Tuesday, 13 September 2016	783.68		405 Ordinary shares
CBA Markets Limited ACN 003 485 952	Tuesday, 13 September 2016	1,588.64		821 Ordinary shares
CBA Markets Limited ACN 003 485 952	Tuesday, 13 September 2016	319.28		165 Ordinary shares
CBA Markets Limited ACN 003 485 952	Tuesday, 13 September 2016	208.98		108 Ordinary shares
CBA Markets Limited ACN 003 485 952	Tuesday, 13 September 2016	456.66		236 Ordinary shares
CBA Markets Limited ACN 003 485 952	Tuesday, 13 September 2016	1,667.97		862 Ordinary shares

CBA Markets Limited ACN 003 485 952	Tuesday, 13 September 2016	1,999.20		1,020 Ordinary shares
CBA Markets Limited ACN 003 485 952	Wednesday, 14 September 2016	595.20		310 Ordinary shares
CBA Markets Limited ACN 003 485 952	Wednesday, 14 September 2016	4,546.56		2,368 Ordinary shares
CBA Markets Limited ACN 003 485 952	Wednesday, 14 September 2016	1,499.52		781 Ordinary shares
CBA Markets Limited ACN 003 485 952	Wednesday, 14 September 2016	5,076.48		2,644 Ordinary shares
CBA Markets Limited ACN 003 485 952	Wednesday, 14 September 2016	8,275.20		4,310 Ordinary shares
CBA Markets Limited ACN 003 485 952	Wednesday, 14 September 2016	1,777.92		926 Ordinary shares
CBA Markets Limited ACN 003 485 952	Thursday, 15 September 2016	8,312.32		4,352 Ordinary shares
CBA Markets Limited ACN 003 485 952	Thursday, 15 September 2016	370.54		194 Ordinary shares
CBA Markets Limited ACN 003 485 952	Thursday, 15 September 2016	360.99		189 Ordinary shares
CBA Markets Limited ACN 003 485 952	Thursday, 15 September 2016	360.99		189 Ordinary shares
CBA Markets Limited ACN 003 485 952	Thursday, 15 September 2016	360.99		189 Ordinary shares
CBA Markets Limited ACN 003 485 952	Thursday, 15 September 2016	2,091.45		1,095 Ordinary shares
CBA Markets Limited ACN 003 485 952	Thursday, 15 September 2016	901.52		472 Ordinary shares
CBA Markets Limited ACN 003 485 952	Thursday, 15 September 2016	8,724.88		4,568 Ordinary shares
CBA Markets Limited ACN 003 485 952	Thursday, 15 September 2016	8,961.72		4,692 Ordinary shares
CBA Markets Limited ACN 003 485 952	Thursday, 15 September 2016	135,111.49		70,739 Ordinary shares
CBA Markets Limited ACN 003 485 952	Thursday, 15 September 2016	10,796.77		5,638 Ordinary shares
CBA Markets Limited	Thursday, 15 September	6,128.00		3,200 Ordinary shares

ACN 003 485 952	2016			
CBA Markets Limited ACN 003 485 952	Thursday, 15 September 2016	584.08		305 Ordinary shares
CBA Markets Limited ACN 003 485 952	Thursday, 15 September 2016	528.54		276 Ordinary shares
CBA Markets Limited ACN 003 485 952	Thursday, 15 September 2016	2,267.36		1,184 Ordinary shares
CBA Markets Limited ACN 003 485 952	Friday, 16 September 2016	4,987.01		2,611 Ordinary shares
CBA Markets Limited ACN 003 485 952	Monday, 25 July 2016	N/A		646 Ordinary shares (borrowed from Merrill Lynch International, see Annexure C)
CBA Markets Limited ACN 003 485 952	Tuesday, 26 July 2016	N/A		646 Ordinary shares (borrowed from Merrill Lynch International, see Annexure C)
CBA Markets Limited ACN 003 485 952	Wednesday, 27 July 2016	N/A		646 Ordinary shares (borrowed from Merrill Lynch International, see Annexure C)
CBA Markets Limited ACN 003 485 952	Thursday, 28 July 2016	N/A		646 Ordinary shares (borrowed from Merrill Lynch International, see Annexure C)
CBA Markets Limited ACN 003 485 952	Friday, 29 July 2016	N/A		646 Ordinary shares (borrowed from Merrill Lynch International, see Annexure C)
CBA Markets Limited ACN 003 485 952	Monday, 1 August 2016	N/A		646 Ordinary shares (borrowed from Merrill Lynch International, see Annexure C)
CBA Markets Limited ACN 003 485 952	Tuesday, 2 August 2016	N/A		646 Ordinary shares (borrowed from Merrill Lynch International, see Annexure C)
CBA Markets Limited ACN 003 485 952	Wednesday, 3 August 2016	N/A		646 Ordinary shares (borrowed from Merrill Lynch International, see Annexure C)
CBA Markets Limited ACN 003 485 952	Thursday, 4 August 2016	N/A		646 Ordinary shares (borrowed from Merrill Lynch International, see


				Annexure C)
CBA Markets Limited ACN 003 485 952	Friday, 5 August 2016	N/A		646 Ordinary shares (borrowed from Merrill Lynch International, see Annexure C)
CBA Markets Limited ACN 003 485 952	Monday, 8 August 2016	N/A		525 Ordinary shares (borrowed from Merrill Lynch International, see Annexure C)
CBA Markets Limited ACN 003 485 952	Tuesday, 9 August 2016	N/A		513 Ordinary shares (borrowed from Merrill Lynch International, see Annexure C)
CBA Markets Limited ACN 003 485 952	Wednesday, 10 August 2016	N/A		513 Ordinary shares (borrowed from Merrill Lynch International, see Annexure C)
CBA Markets Limited ACN 003 485 952	Thursday, 11 August 2016	N/A		513 Ordinary shares (borrowed from Merrill Lynch International, see Annexure C)
CBA Markets Limited ACN 003 485 952	Friday, 12 August 2016	N/A		501 Ordinary shares (borrowed from Merrill Lynch International, see Annexure C)
CBA Markets Limited ACN 003 485 952	Monday, 15 August 2016	N/A		501 Ordinary shares (borrowed from Merrill Lynch International, see Annexure C)
CBA Markets Limited ACN 003 485 952	Tuesday, 16 August 2016	N/A		501 Ordinary shares (borrowed from Merrill Lynch International, see Annexure C)
CBA Markets Limited ACN 003 485 952	Wednesday, 17 August 2016	N/A		501 Ordinary shares (borrowed from Merrill Lynch International, see Annexure C)
CBA Markets Limited ACN 003 485 952	Thursday, 1 September 2016	N/A		288 Ordinary shares (borrowed from Merrill Lynch International, see Annexure C)
CBA Markets Limited ACN 003 485 952	Friday, 2 September 2016	N/A		288 Ordinary shares (borrowed from Merrill Lynch International, see Annexure C)
CBA Markets Limited	Monday, 5 September	N/A		288 Ordinary shares (borrowed from Merrill

ACN 003 485 952	2016			Lynch International, see Annexure C)
CBA Markets Limited ACN 003 485 952	Tuesday, 6 September 2016	N/A		288 Ordinary shares (borrowed from Merrill Lynch International, see Annexure C)
CBA Markets Limited ACN 003 485 952	Wednesday, 7 September 2016	N/A		288 Ordinary shares (borrowed from Merrill Lynch International, see Annexure C)
CBA Markets Limited ACN 003 485 952	Thursday, 8 September 2016	N/A		288 Ordinary shares (borrowed from Merrill Lynch International, see Annexure C)
CBA Markets Limited ACN 003 485 952	Wednesday, 21 September 2016	N/A		82,911 Ordinary shares (borrowed from Merrill Lynch International, see Annexure C)
CBA Markets Limited ACN 003 485 952	Thursday, 22 September 2016	N/A		51,336 Ordinary shares (borrowed from Merrill Lynch International, see Annexure C)
CBA Markets Limited ACN 003 485 952	Friday, 23 September 2016	N/A		14,552 Ordinary shares (borrowed from Merrill Lynch International, see Annexure C)
CBA Markets Limited ACN 003 485 952	Monday, 26 September 2016	N/A		14,551 Ordinary shares (borrowed from Merrill Lynch International, see Annexure C)
CBA Markets Limited ACN 003 485 952	Monday, 26 September 2016	N/A		1 Ordinary shares (borrowed from Merrill Lynch International, see Annexure C)
CBA Markets Limited ACN 003 485 952	Tuesday, 27 September 2016	N/A		339,258 Ordinary shares (borrowed from Merrill Lynch International, see Annexure C)
CBA Markets Limited ACN 003 485 952	Tuesday, 27 September 2016	N/A		1 Ordinary shares (borrowed from Merrill Lynch International, see Annexure C)
CBA Markets Limited ACN 003 485 952	Wednesday, 28 September 2016	N/A		1 Ordinary shares (borrowed from Merrill Lynch International, see Annexure C)

CBA Markets Limited ACN 003 485 952	Thursday, 13 October 2016	N/A		106,651 Ordinary shares (borrowed from Merrill Lynch International, see Annexure C)
CBA Markets Limited ACN 003 485 952	Wednesday, 27 July 2016	80,020.97		48,226 Ordinary shares

Annexure C

This is annexure C referred to in Form 603, Notice of initial substantial holder dated **26/10/2016**



Carla Collingwood Company Secretary Dated the 27 October 2016

Commonwealth Bank of Australia will, if requested by the company or responsible entity to whom this form must be given or by the Australian Securities and Investments Commission (ASIC), give a copy of one or more of the following agreements to the company, responsible entity or ASIC (as appropriate).

Merrill Lynch International

Type of agreement:	Global Master Securities Lending Agreement
Parties to agreement:	(1) Commonwealth Bank of Australia and (2) Merrill Lynch International
Can the parties exercise voting rights attaching to the securities?	No
If yes, in what circumstances?	N/A
Date on which the securities were (or are) expected to be delivered to the borrower or its nominee (ie borrow date):	The dates indicated in Annexure B on which securities were borrowed.
Scheduled date (if any) when the securities are expected to be returned to the borrower or its nominee (ie return date):	Any particular day.
Does the borrower have the right to return the securities early? [Yes/No]	Yes
If yes, in which circumstances?	At any time subject to giving notice.
Does the lender have the right to recall the securities early (ie before the scheduled return date)? [Yes/No]	Yes
If yes, in which circumstances?	At any time subject to giving notice.
Are there circumstances in which the borrower will not be required to return the securities on settlement? [Yes/No]	No
If yes, in which circumstances?	N/A

Barclays Capital Securities Ltd

Type of agreement:	Global Master Securities Lending Agreement
--------------------	--

Parties to agreement:	(1) Commonwealth Bank of Australia and (2) Barclays Capital Securities Ltd
Can the parties exercise voting rights attaching to the securities?	No
If yes, in what circumstances?	N/A
Date on which the securities were (or are) expected to be delivered to the borrower or its nominee (ie borrow date):	The dates indicated in Annexure B on which securities were borrowed.
Scheduled date (if any) when the securities are expected to be returned to the borrower or its nominee (ie return date):	Any particular day.
Does the borrower have the right to return the securities early? [Yes/No]	Yes
If yes, in which circumstances?	At any time subject to giving notice.
Does the lender have the right to recall the securities early (ie before the scheduled return date)? [Yes/No]	Yes
If yes, in which circumstances?	At any time subject to giving notice.
Are there circumstances in which the borrower will not be required to return the securities on settlement? [Yes/No]	No
If yes, in which circumstances?	N/A

UBS AG (Agreement 2)

Type of agreement:	Australian Master Securities Lending Agreement
Parties to agreement:	(1) UBS AG; and (2) Colonial First State Investments Limited
Can the parties exercise voting rights attaching to the securities?	No
If yes, in what circumstances?	N/A
Date on which the securities were (or are) expected to be delivered to the borrower or its nominee (ie borrow date):	The dates indicated in Annexure B on which securities were borrowed.
Scheduled date (if any) when the securities are expected to be returned to the borrower or its nominee (ie return date):	Any particular day.
Does the borrower have the right to return the securities early? [Yes/No]	Yes
If yes, in which circumstances?	At any time subject to giving notice.
Does the lender have the right to recall the securities early (ie	Yes

before the scheduled return date)? [Yes/No]	
If yes, in which circumstances?	At any time subject to giving notice.
Are there circumstances in which the borrower will not be required to return the securities on settlement? [Yes/No]	No
If yes, in which circumstances?	N/A